



SUSRUT

EYE FOUNDATION & RESEARCH CENTRE

 www.susrut.org



ECO-2021-0174

APR 29, 2024 - APR 28, 2027
SINCE APRIL 29, 2021

ANNUAL REPORT

2023-2024



INDEX

No.	Description	Page No.
1.	Brief History	1
2.	About Susrut Eye Foundation	2
3.	From the Management Desk	4
4.	How Susrut Works	9
5.	Our Services	10
6.	Community Outreach	11
7.	Vision Centers	15
8.	Primary Eye Care Centre	16
9.	OPD and IPD Information	21
10.	Eye Bank	26
11.	Vision Vans & Ambulances	27
12.	Careers with Susrut	28
13.	Medilearn – an unified training system	29
14.	Awards & Recognition	30
15.	Collaboration	31
16.	Finance audited result YKT last 3 years	33

Brief HISTORY



Susrut Eye Hospital and Research Centre was founded by Late (Prof) Dr. Sunil Chandra Bagchi, an eminent surgeon and philanthropist and Dr. Ratish Ch. Paul with a vision to eradicate blindness in Kolkata, West Bengal by providing eye care services and rehabilitating people of all ages suffering from ophthalmic problems. They realized the necessity of a team, an organization to overcome the insurmountable load of blindness in our country. Today, we are a leading non-profit organization dedicated to provide eye-care and rehabilitate people of all ages suffering from ophthalmic problems. Susrut Eye Hospital and Research Centre was registered as a charitable society under Societies Registration Act 1961 and began rendering eye care services in 1990. The society was rechristened as Susrut Eye Foundation and Research Centre in 1998. In this journey, Susrut Eye Foundation has proved itself as one of the best tertiary eye care institute in Eastern India.

In the year 1999, Susrut Eye Foundation and Research Centre used to serve only 80 to 90 patients in the outpatient department, whereas in 2006 it inaugurated a 9 storied building, adjacent to its first building in Salt Lake, to accommodate more patients. The first building was converted into inpatient department (ward and operation theatre). In 2021, to accommodate the growing demand for eye care another building within the same premises started functioning with OPD, IPD and Diagnostic facilities.



ABOUT

Susrut Eye Foundation & Research Centre



Susrut Eye Foundation and Research Centre is a leading non profit organization founded with a motto to deliver comprehensive eye health care services to the people irrespective of financial background through its base hospitals and extensive outreach activities. The organization is one of the largest tertiary eye care centre backed up by state-of-art facilities and eminent eye care professionals.

At present Susrut is operating in 8 districts of West Bengal through 2 tertiary hospitals, 5 secondary branches and many vision centres. Susrut is ISO 9001:2015 certified Eye Hospital and Training Centre and a NABH Accredited eye hospital. As of June 2019, Susrut receives an average 1000 patients in OPD and 100 patients in IPD per day.

We pride ourselves on our service standards, the people working with us and the clinical expertise extended to patients as we provide effective and affordable care in a caring environment. We have a hospitality-based approach wherein our patients are treated as guests. Our processes are technology-driven, making it convenient for patients to use our services. All our medical programmes are based on belief and practice of ethics, excellence and strict clinical governance.



Objective

Provide eye care community services to one and all, irrespective of any social or economical background.

Target Beneficiaries

Identification and implementation of community interventions for eradication of blindness. To offer advanced clinical and surgical eye care service at subsidized cost to the marginalized society people who are not able to afford it.



From the **MANAGEMENT DESK**



DR. RATISH CHANDRA PAUL
SECRETARY
MBBS, DOMS, MS.
ASSOCIATED WITH SUSRUT
FROM 1998.

He is one of the most experienced and renowned ophthalmologists in Eastern India. He specializes in refractive cataract surgery and laser aided cataract surgeries. He is the medical director of Vanmukta Eye Bank. He is a faculty in cataract surgery training program at Susrut Eye Foundation and Research Centre.



DR. SREERADHA BAGCHI PAUL
PRESIDENT
MBBS
ASSOCIATED WITH SUSRUT FROM 1998.

Competent and versatile clinical and administrative head of Susrut Eye Foundation and Research Centre with a comprehensive experience of over 15 years across the entire gamut of operations involved in hospital administration, clinical management and operations. Proven competencies in rolling out innovative hospital administrative strategies to ensure highest level of healthcare delivery.

Demonstrated capabilities in policy designing, project management, budget control, procurement, process improvements, program development and facility expansion. Acknowledged strengths in defining hospital services scope and generating needed thrust to earn a strong positioning for the hospital.



SHRI. JAYANTILAL G. PATEL

Born at Sunav, Gujarat, on 8th March, 1931, ShriJayantilal G. Patel, son of Late Govindbhai J. Patel, was a commerce graduate from Calcutta University.

He passed in 1st Division from St. Xavier's College, Calcutta in the year 1953. After completing studies, he joined family tea business of M/s G. Patel & Co. Pvt. Ltd., and attended to their domestic & export business exclusively. He toured India and abroad several times for export of tea and secured important tea export business for the Company. He was a member of the Trade Delegation to USSR and East European Countries in 1967 and to the Middle East Countries in 1969. He served on the General Committee of the Calcutta Tea Traders Association since 1967 and on the Executive Committee of the Indian Tea Merchants Association since 1966. He was elected Chairman of the Calcutta Tea Traders Association for the year 1972 and the President of the Indian Tea Merchants Association for the year 1972 and 1973. He is the Trustee of the PatidarSamaj, Calcutta and Calcutta Gujarati Samaj, Calcutta. He is the executive Committee Member of the Calcutta Gujarati Education Society, Bhawanipur Education Society, Calcutta Gujarati Hospital and Friends Sporting Union.



MR. SHIB SANKAR BAGCHI

DIRECTOR

B.TECH

ASSOCIATED WITH SUSRUT
FROM 2006.

Shibsankar Bagchi, is an alumni of Narendrapur Ramakrishna Mission and completed his B.Tech in Computer Science & Engineering from NSEC. He has been involved in hospital administration and process improvement of Susrut from 2006 and presently chairs the treasurer position of the society. He is an active rotarian and involved in various philanthropic projects for social upliftment in educational, livelihood generation and rural development.



SRI ASOK KUMAR CHATTERJI

Born in Kolkata on 21st May, 1942, Sri Asok Kumar Chatterji, son of Manindra Nath Chatterji, obtained the post graduate degree in commerce from Calcutta University in the year 1964. Sri Chatterji served the West Bengal Government in various positions and in different offices by which he acquired vast administrative experience together with knowledge about the welfare programmes of the government in the state. He also served Government of India on deputation for more than five years to promote various youth welfare activities and assisted the West Bengal Government to set up a large number of block level youth centres between 1972 and 1978. Sri Chatterji retired from the West Bengal Civil Service (Executive) in the year 2002, when he was serving as Joint Secretary in the Urban Development Department. Even after 2002, Sri Chatterji continued to assist the State Government on various important matters, specially about defending the state government in some important court cases. Besides, working in the government sector, Sri Chatterji held various important positions in the WBCS Association and became the president of WBCS (Executive) Officers' Association. After retirement Sri Chatterji is associated with various social activities, but most important one is in the field of the pensioners. He is the Vice President of Government Pensioners Association, West Bengal.

From the

MANAGEMENT DESK



OUR BRANCHES



SALT LAKE

HB-36/A/1, Sec.-III, Salt Lake City – 700106



+91 33 4050 6500



BERHAMPORE

25/1, Kalikapur Road, Berhampore – 742101



+91 33 4050 6500



KAMALGAZI

Atri Greenview, 201 Kumarkhali, Kamalgazi-700103



+91 33 4050 6500



METIABRUZ

P-132/1, Mudiali Road, Metiabruz – 700024



+91 33 4050 6500



SALKIA

21/3, Aurobindo Road, Salkia - 711106



+91 33 4050 6500



HATIBAGAN

76/3, Bidhan Sarani, Hatibagan - 700006



+91 33 4050 6500



BELLILIOUS ROAD

234, Bellilious Road, Kadam Tala, Howrah 711101



+91 33 4050 6500



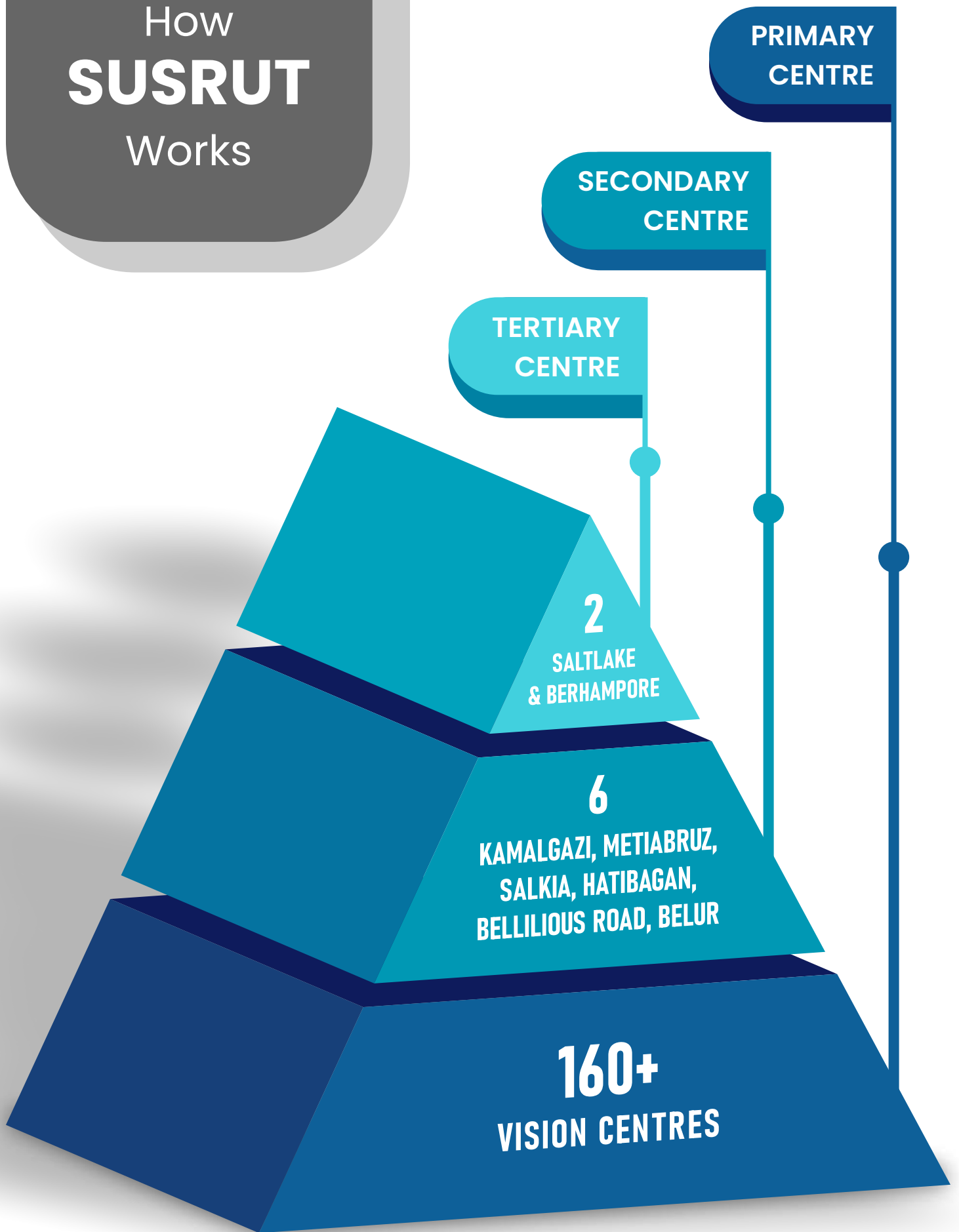
BELUR

62, Dharmatala Road, Belurmath, Bally - 711202



+91 33 4050 6500

How **SUSRUT** Works



Our SERVICES

Susrut provides treatment for all eye diseases under various sub-specialties through specialized clinics.



Clinical Facilities

State-of-the-art diagnostic and surgical facilities ensuring high-quality, precise, and advanced medical care services.



State Of Art Diagnostic

The diagnostic laboratory of Susrut provides hematology, biochemistry and clinical pathology services to the patients



Investigation

Amblyopia treatment includes patching, penalization, and specialized exercises using a synaptophore for visual improvement.



Primary Eye Care

Susrut, a not-for-profit organization, is dedicated to providing accessible and quality eye care for all.



Eye Bank

India requires one lakh cornea restoration surgeries annually to restore sight and prevent blindness.



Training & Career

Susrut provides not just jobs but fulfilling, exciting, and rewarding career opportunities for professionals.

COMMUNITY OUTREACH

Adults Screening Camps

We organize free eye checkup camp for adults in the community (urban & rural) to identify cataract and other eye diseases. We are also providing cataract surgeries for elderly patients free of cost as well as at a subsidized price.



Pediatric Camp

A child goes blind somewhere in the world every minute, yet much of childhood blindness is preventable. we organize free camps in school and ICDS to assess refractive error of children and dispense free spectacles, recognition of cataracts and other surgical ailments, which are referred to the hospital. Through these activities we reach out to children to help in their education and day to day activities.



Corporate Camp

Lorem ipsum dolor sit amet. Lorem feugiat voluptua vero molestie. No ipsum sit et sit et. Ea dolor eum. Erat duo dolor. Illum at nostrud consequat eirmod augue sit. Luptatum et sadipscing stet ut gubergren ipsum. Ea at et. Adipiscing dolores amet zzril ea magna lorem aliquyam. Consetetur nulla et est. Cum et rebum ipsum nisl ipsum. Erat ipsum magna iriure suscipit labore tempor. Eos diam amet ipsum nostrud eu. Et elit magna takimata magna euismod nam quis. Et gubergren tation. Erat qui sit sed vulputate aliquyam ea. Amet



Diabetic Retinopathy Screening Camps

Diabetic Retinopathy screening camps are often held in community vision centers because screening people for this disease requires special medical expertise. DR screening camps are specialized exclusively in the diagnosis and treatment of this disease. However, while the focus is on detecting diabetic retinopathy before it causes irreversible blindness (and this sometimes means detecting diabetes in patients who don't know they have it), patients who suffer from other eye disorders will also be referred to our main hospital.



Awareness Campaigns

We organize community base awareness campaigns to sensitize different stakeholders on quality eye care service.

We train school teachers and ICDS teachers on general eye care, vision screening and a proper referral system.

We display IEC materials in the community to spread awareness on Primary Eye care among the



Door To Door Screening

We are honored to collaborate with some of India's top businesses. Without the steadfast and ongoing support of our corporate partners, our mission would not be possible.



GREEN VISION Centers

- Susrut runs 100+ vision centers (as of March 2024) in the community to provide comprehensive eye care by integrating it with information technology effectively, that would facilitate providing quality care at the doorsteps of the rural and urban population.
- Collaborate with the community to promote eye health education and create awareness proactively.
- Change the health seeking behavior of the community and thereby slowly move away from camps to a sustainable Centre based approach.



PRIMARY EYE CARE

Centre List



Vision Centre

Sl. No	Place	District	Block
1	Barberia PHC	Howrah	Uluberia II
2	Mugkalyan VC	Howrah	Bagnan II
3	Mugkalyan PHC	Howrah	Bagnan II
4	Dihibhursitta PHC	Howrah	Udaynarayanpur
5	Polgustia PHC	Howrah	Jagatballavpur
6	Basudebpur PHC	Howrah	Basudebpur
7	Chandipur BPHC	Howrah	Uluberia I
8	Jatadhari, Howrah VC (Ward No- 05)	Howrah	HMC
9	Shibpur Aloka, Howrah VC (Ward No- 31)	Howrah	HMC
10	Liluah VC (Ward No- 61)	Howrah	HMC
11	Belgachia VC (Ward No- 08)	Howrah	HMC
12	Dhulagarh Truck Tarminal VC	Howrah	Panchla
13	Amta VC	Howrah	Amta I
14	Udaynarayanpur VC	Howrah	Udaynarayanpur
15	Pancharul VC	Howrah	Udaynarayanpur
16	Jagatballavpur VC	Howrah	Jagatballavpur
17	Munsirhat VC	Howrah	Jagatballavpur
18	Borgachiya VC	Howrah	Jagatballavpur
19	Domjur VC	Howrah	Domjur
20	Bagnan I VC	Howrah	Bagnan I
21	Chandipur VC	Howrah	Uluberia I
22	Jhikira	Howrah	Amta II
23	Shyampur VCcamp	Howrah	Shyampur I
24	Basudebpur VCcamp	Howrah	Uluberia II
25	Bakra	Howrah	Domjur
26	Salap	Howrah	Domjur

Sl. No	Place	District	Block
27	Makardah	Howrah	Domjur
28	Andul	Howrah	Sankrail
29	Bagnan II	Howrah	Bagnan II
30	Chandipur	Howrah	Uluberia I
31	Chengail	Howrah	Uluberia II
32	Fuleswar	Howrah	Uluberia I
33	Ranihati	Howrah	Panchla
34	Sankrail	Howrah	Sankrail
35	Jhikira/ Jaipur	Howrah	Amta II
36	Saltlake VC	North 24 Parganas	
37	Gobrapur	North 24 Parganas	Bongaon
38	Ashoknagar VC	North 24 Parganas	Habra - II
39	Guma VC	North 24 Parganas	Habra -II
40	Duttapukur VC	North 24 parganas	Barasat I
41	Reckjoani VC	North 24 Parganas	Rajarhat
42	Bhatpara Municipality VC	North 24 Parganas	Bhatpara Municipality
43	Bamonmura Ramkrishna Mision	North 24 Parganas	Barasat I
44	Ghoshpur Block Primary Health Centre BPHC	North 24 Parganas	Sandeshkhali II
45	Minakhan Rural Hospital RH	North 24 Parganas	Minakhan
46	Haroa VC	North 24 parganas	Haroa
47	Deganga VC	North 24 Parganas	Denga
48	Hasnabad VC	North 24 Parganas	Hasnabad
49	Birati VC	North 24 Parganas	Kolkata
50	Rajarhat Camp	North 24 Parganas	Rajarhat Gopalpur
51	Chandpara	North 24 parganas	Gaighata
52	Bongaon	North 24 parganas	Bongaon
53	Basirhat I	North 24 parganas	Basirhat I
54	Dackbanglow VC	North 24 parganas	Swarupnagar
55	Kholapota	North 24 parganas	Basirhat II
56	Krishnapur	North 24 parganas	Barasat II
57	Sodepur	North 24 parganas	Barakpur II
58	Naihati / Kanchapara	North 24 parganas	Naihati
59	Malancha VC	North 24 Parganas	Minakhan
60	Awalsiddhi VC	North 24 Parganas	Amdanga

Sl. No	Place	District	Block
61	Bagdah VC	North 24 Parganas	Bagdah
62	South Sinthi Nabjatak Aroghyobhavan	Kolkata	Ward No 2
63	Chetla KMC VC Mayor Clinic (Ward No- 82)	Kolkata	Ward - 82
64	Dhapa-ii (Ward No-58) DN Dey Hospital	Kolkata	Ward - 58
65	Hatibagan KMC VC (Ward No- 11)	Kolkata	Ward - 11
66	Behala KMC VC (Ward No- 131)	Kolkata	Ward - 131
67	Nona Danga KMC VC (Ward No- 108)	Kolkata	Ward - 108
68	New Market KMC VC (Ward No - 46)	Kolkata	Ward - 46
69	B.K Paul KMC VC (Ward No- 18)	Kolkata	Ward - 18
70	Sovabazar KMC VC (Ward No- 9)	Kolkata	Ward - 09
71	Patuli KMC VC (Ward No- 110)	Kolkata	Ward - 110
72	Ekbalpur KMC VC (Ward No- 78)	Kolkata	Ward - 78
73	Dhapa VC (Ward No- 58)	Kolkata	Ward - 58
74	Belegghata VC (Ward No- 35)	Kolkata	Ward - 35
75	Bagbazar	Kolkata	Ward -
76	Raipur Camp	Kolkata	Kolkata
77	Mobile Van-1	Kolkata	Kolkata
78	Mobile Van-2	Kolkata	Kolkata
79	Mobile Van-3	Kolkata	Kolkata
80	Kolkata Municipal Corporation VC	Kolkata	Kolkata
81	Pathorpatima VC	South 24 Parganas	Pathar Pratima
82	Jirangacha VC	South 24 Parganas	Bhangar II
83	Polerhat VC	South 24 Parganas	Bhangar II
84	Ghatakpukur	South 24 Parganas	Bhangar I
85	Gocharon VC	South 24 Parganas	Baruipur
86	Gobindapur VC	South 24 Parganas	Sonarpur
87	Padmerhat	South 24 Parganas	Jaynagar-i
88	Kheyadaha	South 24 Parganas	Sonarpur
89	Deuli	South 24 Parganas	Canning II
90	Mather Dighi	South 24 Parganas	Canning II
91	Saranger Abad	South 24 Parganas	Canning II
92	Tamuldaha VC	South 24 Parganas	Canning II
93	Chaltaberia	South 24 parganas	Jaynagar I
94	Dhosa	South 24 parganas	Jaynagar I

Sl. No	Place	District	Block
95	Baharu	South 24 parganas	Jaynagar I
96	Magrahat	South 24 Parganas	Magrahat II
97	Amtala or Julpia	South 24 Parganas	Bishnupur II
98	Samali	South 24 parganas	Bishnupur II
99	Panchagram VC	South 24 Parganas	Diamond Harbour I
100	Falta or Harindanga	South 24 Parganas	Falta
101	Bisalakhitla	South 24 Parganas	Budge Budge II
102	Jibantala	South 24 Parganas	Canning II
103	Sonarpur (Room not confirmed)	South 24 Parganas	Sonarpur
104	Basanti/Gosaba	South 24 Parganas	Basanti
105	Mahehtala (Room not confirmed)	South 24 Parganas	Mahehtala
106	Ghatal	Pashim Medinipur	Ghatal
107	Arambag	Hooghly	Arambag
108	Siakhala	Hooghly	Chanditala I
109	Dunkuni	Hooghly	
110	Upgrade Vision Centre	Hooghly	singur
111	Bansberia	Hooghly	
112	Mecheda VC	Purba Medinipur	Sahid Matogini
113	Katwa	Burdwan	Katwa
114	Barjora	Bankura	Barjora
115	Ambika Kalna VC	Purba Burdwan	Kalna-I
116	Chakdah	Nadia	Chakdah
117	Shantipur VC	Nadia	Shantipur
118	Shikarpur VC	Nadia	Chakdah
119	Plassey VC	Nadia	Plassey
120	Krishnanagar Janakalyan Sangha VC	Nadia	Krishnanagar
121	Karimpur	Nadia	Karimpur
122	Tehatta	Nadia	Tehatta
123	Bora jaguli	Nadia	Haringhata
124	Berhampore Vc	Murshidabad	Berhampore
125	Nagar VC	Murshidabad	Khargram
126	Burwan VC	Murshidabad	Burwan
127	Jiaganj VC	Murshidabad	Jiaganj
128	Raghunathganj I (New bengal medical)	Murshidabad	Raghunathganj-i

Sl. No	Place	District	Block
129	Teghari Raghunathganj II(Mira medical mart)	Murshidabad	Raghunathganj-ii
130	Hariharpara VC	Murshidabad	Hariharpara
131	Beldanga VC	Murshidabad	Beldanga I
132	Raninagar VC	Murshidabad	Raninagar-II
133	Nabagram VC	Murshidabad	Nabagram
134	Salar VC	Murshidabad	Salar
135	Kandi VC	Murshidabad	Kandi
136	Islampur VC	Murshidabad	Islampur
137	Lalbagh VC	Murshidabad	Murshidabad
138	Lalgola VC	Murshidabad	Lalgola
139	Dhulian VC (Ward No-16)	Murshidabad	Dhuliyān
140	Dhuliyān VC (Ward No-4)	Murshidabad	Dhuliyān
141	Rejinagar VC	Murshidabad	Beldanga II
142	Sagardighi VC	Murshidabad	Sagardighi
143	Bhagwangola	Murshidabad	Bhagawangola I
144	Satui	Murshidabad	Beldanga-I
145	Amtala	Murshidabad	Nowda
146	Sekhpara	Murshidabad	Raninagar-II
147	Bajarsau Shaktipur	Murshidabad	Beldanga II
148	Jalangi	Murshidabad	Jalangi
149	Domkal	Murshidabad	Domkal
150	Akhiriganj	Murshidabad	Bhagawangola II
151	Nimtita	Murshidabad	Dhuliyān
152	Andi	Murshidabad	Burwan
153	Omarpur	Murshidabad	Raghunathganj I
154	Margram VC	Birbhum	Rampurhat II
155	Muraroī VC	Birbhum	Muraroī
156	Kotasur VC	Birbhum	Mayureswar II
157	Lohapur VC	Birbhum	Nalhati II
158	Nalhati VC -	Birbhum	Nalhati I
159	Tejhati VC	Birbhum	Rampurhat I
160	Mallarpur	Birbhum	Mayureswar I
161	Nanur	Birbhum	Nanur

OPD & IPD

Information

FINANCIAL YEAR 2023-24

CLINICAL DATA	OPD		OPD AMOUNT	
	Apr 23-Mar24	Apr24-Dec24	Apr 23-Mar24	Apr24-Dec24
Saltlake	340847	261819	20444600	16448050
Berhampore	159961	132681	11276500	12302050
Kamalgazi	31088	23436	2461200	1840400
Metiabruz	20673	18011	1781650	1543100
Salkia	21634	17001	1601100	1259500
Hatibagan	25150	21534	2087750	1753100
Belur	0	206	0	19000
Bellilious	3684	3579	148450	143250
TOTAL	603037	478267	39801250	35308450

FINANCIAL YEAR 2023-24

CLINICAL DATA	DIAG COUNT		DIAG AMOUNT	
	Apr 23-Mar24	Apr24-Dec24	Apr 23-Mar24	Apr24-Dec24
Saltlake	91436	74233	63172638.76	52521393.28
Berhampore	29624	28949	21841760	19456410
Kamalgazi	3344	2854	1962909	1552660
Metiabruz	1226	1027	635300	445050
Salkia	2104	1728	1379050	1035400
Hatibagan	2481	2485	1644523	1805950
Belur	0	8	0	1710
Bellilious	173	443	42013	97590
TOTAL	130388	111727	90678193.76	76916163.28

FINANCIAL YEAR 2023-24

CLINICAL DATA	IPD COUNT		IPD AMOUNT	
	Apr 23-Mar24	Apr24-Dec24	Apr 23-Mar24	Apr24-Dec24
Saltlake	32521	24972	539635961.1	411292588
Berhampore	10111	8936	140885922	123896048
Kamalgazi	1241	911	21462642	16553084
Metiabruz	606	440	7523044	4904250
Salkia	607	479	10713550	8278850
Hatibagan	896	878	14879053	14593838
Belur	0	0	0	0
Bellilious	0	78	0	504000
TOTAL	45982	36694	735100172.1	580022658

FINANCIAL YEAR 2023-24

CLINICAL DATA	SOCIAL IPD COUNT		SOCIAL IPD AMOUNT	
	Apr 23-Mar24	Apr24-Dec24	Apr 23-Mar24	Apr24-Dec24
Saltlake	13563	6779	17687050	12347000
Berhampore	3399	2549	9907050	9943500
Kamalgazi	0	0	0	0
Metiabruz	42	0	302100	0
Salkia	19	26	157000	254000
Hatibagan	0	0	0	0
Belur	0	0	0	0
Bellilious	0	29	0	58000
TOTAL	17023	9383	28053200	22602500

FINANCIAL YEAR 2023-24

CLINICAL DATA	TOTAL COMBINED AMOUNT	
	Apr 23-Mar24	Apr24-Dec24
Saltlake	623254543.9	480262031.3
Berhampore	174004182	155654508
Kamalgazi	25886751	19946144
Metiabruz	9940594	6892400
Salkia	13693700	10573750
Hatibagan	18611326	18152888
Belur	0	20710
Bellilious	190463	802840
TOTAL	865581559.9	692305271.3

Eye banks restore sight and change lives in their local communities and around the world by facilitating donation and providing ocular tissue for transplant, research and education.

Eye banks are the institutions responsible for collecting (harvesting) and processing donor corneas, and for distributing them to trained corneal graft surgeons. Eye banks are regulated and part of the local health system; they may be attached to a hospital or housed in a separate building.

Give the Gift Of Sight

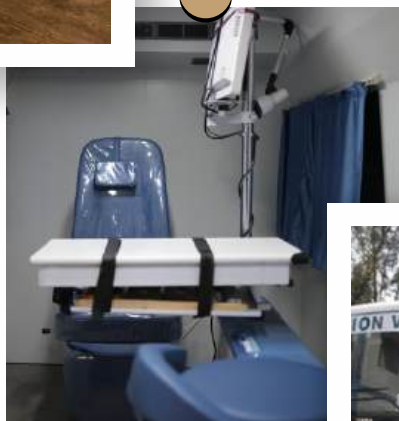
Becoming an eye and organ donor is one of the most important decisions you will make in your life. The transplantation process depends on the priceless gift of corneal donation from one person to another. As a donor, you are helping restore sight for someone struggling with vision impairing eye diseases.

Your decision to become a donor can help in other ways. Your gift can help advance research and education on sight disorders, such as glaucoma and eye complications from diabetes, to advance the discovery of the cause and effects of these conditions, leading to new treatments and cures.

VMEB 21-22

Month	Collection	Receipient	Rejected
Apr-21	2	1	1
May-21	2	1	1
Jun-21	0	0	0
Jul-21	6	2	4
Aug-21	4	2	2
Sep-21	6	2	4
Oct-21	4	2	2
Nov-21	2	1	1
Dec-21	2	0	2
Jan-22	10	4	6
Feb-22	4	2	2
Mar-22	2	0	2
Total	44	17	27
Outside Tissue		102	

Mobile Vision **VANS & AMBULANCES**



CAREERS with Susrut

Susrut offers not mere jobs but exciting and satisfying careers. A Premier Institution in eye care, Susrut offers a friendly work environment, rich culture and an opportunity to work in state of the art technologies. Candidates willing to be part of our Mission for Vision and have a caring attitude in whatever they do, are welcome to forward their CVs to hr@susrut.org

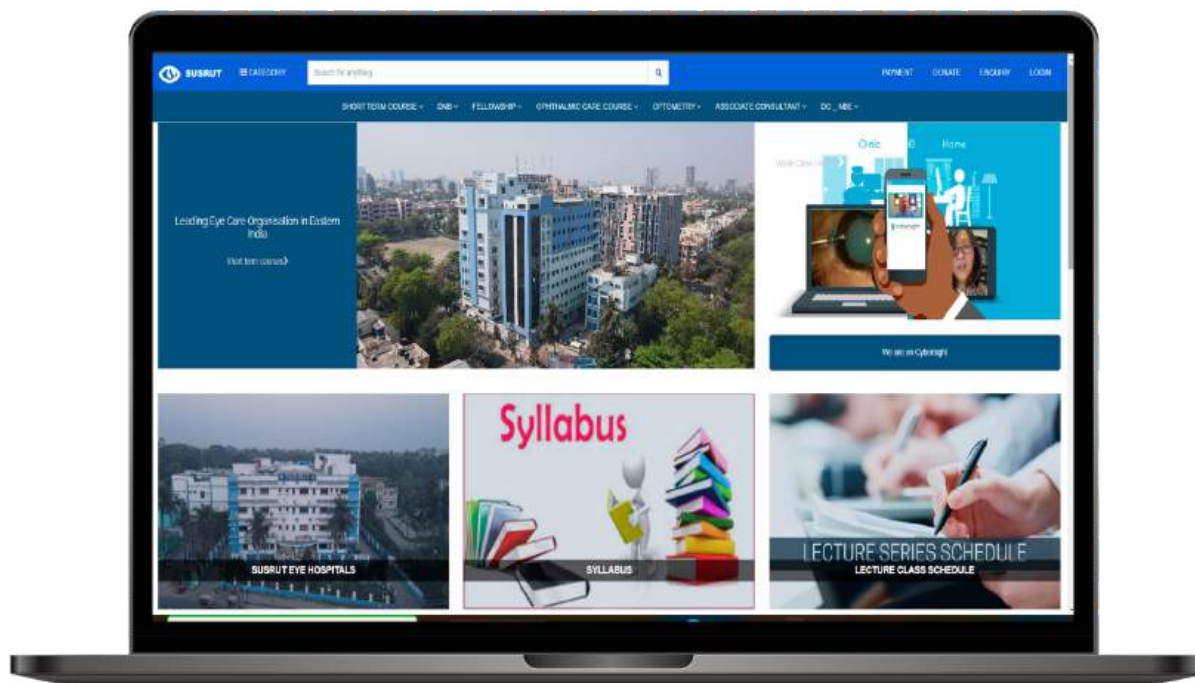
- ⦿ ASSOCIATE CONSULTANT
- ⦿ TRAINEE RECRUITMENT
- ⦿ GNM/B.SC NURSE
- ⦿ PHARMACIST



Send CVs to
hr@susrut.org

MEDILEARN

Unified Training System



Susrut Eye Foundation & Research Centre is NABH Accredited eye hospital with a mandate to design and offer training programmes to eye care personnel at different professional levels from around the world, in the development and implementation of efficient and sustainable eye care programmes.

Susrut's training programmes cater to all levels of ophthalmic personnel – these are intended not only for ophthalmologist but also for ophthalmic technicians, opticians, clinical assistants, outreach coordinators and health care managers. Susrut offers several structured training programmes.

Learning at any of the Susrut Centres gives you an opportunity to learn from experienced faculty, experience cutting edge technology, and receive hands-on training, access global eye care resources, wider exposure through journal clubs, grand rounds as well as interaction with peers from all over the world.

Susrut has been providing high volume, high quality and affordable services in a financially self-sustainable manner. Much importance is given to ensuring that all patients are accorded the same high quality care and service, regardless of their economic status. Susrut's innovative eye care delivery system has been recognized as a model for other developing countries. Susrut shares these best practices through several management courses and through consultancy and capacity building programmes.

AWARDS & RECOGNITION

National Accreditation Board for Hospitals & Healthcare Providers

(Constituent Board of Quality Council of India)

CERTIFICATE OF ACCREDITATION

Susrut Eye Foundation & Research Centre

HB-36/A/1, Sector-iii Salt Lake City, North 24 Parganas
Kolkata - 700106, West Bengal

has been assessed and found to comply with
Accreditation Standards for Eye Care Organisation
This certificate is valid for the scope as specified in the annexure
subject to continued compliance with accreditation requirements

Valid from : April 29, 2021
Valid thru : April 28, 2024



ECO-2021-0174

Certificate No.
ECO-2021-0174

Dr. Atul Mohan Kochhar
Dr. Atul Mohan Kochhar
Chief Executive Officer

National Accreditation Board for Hospitals & Healthcare Providers, 8th Floor, IPI Building, 4A, Ring Road, IP Estate, New Delhi 110 002, India
Phone: +91-11-42682600, Fax: +91-11-2322 3413 • Email: helpdesk@nabh.co • Website: www.nabh.co



SI No. 002989

002989

NABH

NABH is an organisation is ISQua Accredited

UQSR. Certificate

Universal Quality Standards Registrar has assessed the Quality Management System of:

Susrut Eye Foundation & Research Centre

Plot No.- 36/A/1, HB Block, Sector III, Salt Lake, Kolkata- 700106,
West Bengal, India

And hereby declares that the management system of organization is in conformance with:

ISO 9001:2015

For the following scope of activities:

Health Care – (Eye Care Services, Training & Research Centre)

Further clarification regarding the scope of this certificate and the applicability of quality management system standard requirements may be obtained by contacting the organization

Certificate No. UQSR-2123-SEFRC

Original Issue Date: 14/05/2021

Current Issue Date: 14/05/2021

IAF Code: 38

Expiry Date: 13/05/2022

Recertification Due Date: 13/05/2024

Issue No. 01

*Validity of certificate is subjected to the continued satisfactory performance during surveillance audit



Authorized By


[Signature]
Certification Manager

UQSR Global Private Limited
www.uqsr.org

To know current status of this certificate please visit our website,
www.uqsr.org

Any unauthorised alteration, forgery or fabrication of the content or
appearance of this document is unlawful and offenders will be
prosecuted to the fullest extent of law.

COLLABORATION



Susrut is empanelled with CGHS, WBHS, ECHS and allied agencies for patient benefits. Susrut has tie up with all leading insurance companies, TPA and corporate houses to provide hassle free eye care services to the community at an affordable cost. Lack of awareness, geographic barriers, economic barriers, lack of infrastructure and lack of trained personnel, all contribute to the backlog that we need to address with the help of collaboration.

We are blessed with partners who are established and innovative leaders in the world. With them we have been able to put world-class thinking and top-tier technology for your service. The collaboration designed has helped our services and accessibility to grow in this challenging, highly competitive and demanding era.

Susrut works in partnership with Sightsavers, Orbis, USAID, SCEH, Rotary International, IEF, CBM and several other non-government and government bodies to deliver quality eye care services, thereby reducing avoidable blindness in the country. We are also a member of Vision 2020 The Right to Sight, World Council of Optometry and IAPB. The success of our services are due to the continuing help and support we receive from local stakeholders, various funding organizations and the Government of India under the National Programme of Control of Blindness (NPCB).





AUDITED FINANCE REPORT

FY 2023-2024

SUSRUT EYE FOUNDATION & RESEARCH CENTRE

HB-36/A/1, Sec. - III, Salt Lake City, Kolkata - 700 106

BALANCE SHEET AS AT 31.03.2024

SOURCES	RS.	RS.
1. CORPUS FUND AS PER LAST ACCOUNT		25,000.00
2. GENERAL FUND AS PER LAST ACCOUNT	1,598,709,644.33	
ADD: EXCESS OF INCOME OVER EXPENDITURE	155,924,577.45	
		1,754,634,221.78
3. CURRENT LIABILITIES SUNDRY CREDITORS		34,816,628.51
CAUTION MONEY REFUNDABLE (D' OPT & DNB)		7,727.00
SECURITY DEPOSIT		887,782.93
TDS,ESI & OTHERS PAYABLE		1,581,684.22
		1,791,953,044.44
APPLICATION		
PROPERTY, PLANT & EQUIPMENT		644,654,156.77
INVESTMENT i) FDR WITH BANKS At SALT LAKE	438,830,901.00	
At BHERHAMPORE	332,733,992.83	771,564,893.83
CURRENT ASSETS SUNDRY RECEIVABLES		50,289,756.22
TDS & TCS RECEIVABLE		95,851,889.30
ADVANCE TO PARTIES ADVANCE- TO PARTY	13,835,273.00	
RENT ADVANCE	1,179,000.00	
ADVANCE- NEW BUILDING WIP	3,480,070.44	18,494,343.44
SECURITY DEPOSIT SECURITY DEPOSIT (SALT LAKE)	5,779,494.85	
SECURITY DEPOSIT (KAMALGAZI)	868,000.00	
SECURITY DEPOSIT (SALKIA)	1,311,650.00	
SECURITY DEPOSIT (OTHERS)	26,043.00	
SECURITY DEPOSIT (HATIBAGAN)	1,000,000.00	
SECURITY DEPOSIT (GARIA)	78,200.00	
SECURITY DEPOSIT (BHERHAMPORE)	1,635,840.00	10,699,227.85
CASH AT BANK		196,626,001.30
CASH IN HAND Schedule B		3,764,705.20
F.C.R. A FUND		8,070.53
		1,791,953,044.44
AS PER OUR REPORT OF EVEN DATE 13/2, CHOWRINGHEE TERRACE KOLKATA - 700020	FOR Y. K. TRIVEDI & COMPANY CHARTERED ACCOUNTANTS FRN 321028E  (Y. K. TRIVEDI) PROPRIETOR MEMBERSHIP NO. 40408 UDIN : 24040408BKHHPS 2003	
For Susrut Eye Foundation & Research Centre  President / Secretary / Treasurer / Member PLACE:-KOLKATA DATE : 17.09.2024		



SUSRUT EYE FOUNDATION & RESEARCH CENTRE

HB-36/A/1, Sec. - III, Salt Lake City, Kolkata - 700 106

CASH & BANK SCHEDULE -B AS AT 31.03.2024

	RS.	RS.
CASH AT BANK		
CANARA BANK		
S.B. A / C 2549101011284-SALT LAKE	2,028,222.26	
S.B. A / C 2549101010642-SALT LAKE	5,537,479.37	
S.B. A / C 2549101013115-SALT LAKE	11,894,182.00	
S.B. A / C 2549101016890 - SALT LAKE	10,418,686.92	
S.B A/C 2549101014769-SALT LAKE	8,090,418.00	
S.B. A / C 0303101027907- SALT LAKE	432,196.78	
S.B. A / C 2549101015290- SALT LAKE	1,997,139.00	
CA A/C 2549206000001- SALT LAKE	1,042,249.43	
S.B. A / C 2549404012524 (VANMUKTA)	61,368.07	
S.B. A / C 2549214000015-METIABURZ	5,203,971.40	
S.B. A / C 2549214000016-SALKIA	6,541,606.80	
S.B. A / C 2549214000017- HATIBAGAN	183,011.20	
CA A/C 2859214000020-BERHAMPORE	3,365,510.00	
S.B A/C 2549101017116-BERHAMPORE	697,764.00	
S.B A/C 2549101017117-BERHAMPORE	100,408.00	57,594,213.23
STATE BANK OF INDIA		
S.B. A / C 10826662087- SALT I	32,708.29	
S.B. A / C 38361727079-METIABRUZ	1,287,133.40	
S.B. A / C 37716281859-KAMALGAZI	5,772,779.72	
S.B. A / C 37716400549-KAMALGAZI	7,150,134.32	
S.B. A / C 38361727910 -SALKIA	3,286,618.80	
S.B. A / C 39095477213 -SALKIA	5,420,800.36	
S.B. A / C 39178459134 - METIABRUZ	5,719,177.41	
S.B. A / C 11293852222-BEHRAMPORE	1,601,782.43	
S.B. A / C 10826658037-PROJECT FUND	45,435.00	
S.B. A / C 31155857865-On line- SALT LAKE	963,291.18	
S.B. A / C .30692806202-PURULIA	501,914.00	31,781,774.91
BANK OF BARODA		
S.B. A / C 29460100001212-SALT LAKE	567,168.00	
S.B. A / C 29460100003151- SALT LAKE	822,766.50	1,389,934.50
HDFC BANK LTD		
S.B. A / C 50100526578518-SALT LAKE	1,178,073.00	
S.B. A / C 50100667597127-SALT LAKE	3,683,303.00	
S.B. A / C 50100526691122-SALT LAKE	691,835.16	
S.B. A / C 50100543867462-SALT LAKE	277,528.26	5,830,739.42
INDIAN BANK		
S.B. A / C 7369230117-SALT LAKE	615,053.00	615,053.00
AXIS BANK LTD		
S.B. A / C -319010100308434-SALT LAKE (CVS)	10,655.10	
S.B. A / C -911010011566720-SALT LAKE (CVS)	678,072.84	
S.B. A / C 163010100144131-BEHRAMPORE	1,589,038.70	
S.B. A / C 910010026201945-BEHRAMPORE	5,875,911.62	
S.B. A / C 91001006871657-BEHRAMPORE	1,427,132.00	
S.B. A / C 163010100171007-BEHRAMPORE	67,349.03	
C.A A / C 915020017713486-BEHRAMPORE	1,169,918.08	
C.A A / C 915020017713415-BEHRAMPORE	53,896.00	10,871,973.37
STANDARD CHARTERED BANK		
S.B. A / C 32510267746-BEHRAMPORE	12,742,625.00	
S.B. A / C 33510396730-SALKIA	3,254,365.00	15,996,990.00



<u>IDBI BANK</u>		
S.B. A / C 0184104000091905-SALT LAKE	4,955,547.09	
S.B. A / C 0184104000091914 -SALT LAKE	21,565,662.58	
S.B. A / C 0184104000091923-SALT LAKE	505,534.83	
S.B. A / C '0184104000271196 - KAMALGAZI	7,195,338.60	
S.B. A / C 0184104000098263-BEHRAMPORE	9,905,681.39	44,127,764.49
<u>INDUSIND BANK</u>		
S.B. A / C 100216689348	202,165.00	202,165.00
<u>UNITED BANK OF INDIA</u>		
S.B. A / C 1096050101455-SALT LAKE	84,763.00	84,763.00
<u>KOTAK MAHINDRA BANK</u>		
S.B. A / C 1815167063 -SALT LAKE	2,737,859.04	2,737,859.04
<u>ICICI BANK</u>		
S.B. A / C 110301002429 -SALT LAKE	7,134,869.78	
S.B. A / C 127305000991 - HATIBAGAN	4,691,484.01	11,826,353.79
<u>CANARA BANK(FCRA)</u>		
S.B.A/C 0303101027065	2,244,735.70	2,244,735.70
<u>STATE BANK (FCRA)</u>		
S.B.A/C 40093036495	11,303,297.95	
Cuttent A/c. 40441228674	18,383.90	11,321,681.85
	TOTAL :	196,626,001.30
<u>CASH IN HAND</u>		
<u>AT HOSPITAL</u>		
SALT LAKE	1,399,850.20	
BEHRAMPORE	1,998,701.00	
KAMALGAZI	159,586.00	
METIABURZ	54,049.00	
SALKIA	101,199.00	
HATIBAGAN	51,320.00	3,764,705.20
	TOTAL :	3,764,705.20

AS PER OUR REPORT OF EVEN DATE
13/2, CHOWRINGHEE TERRACE
KOLKATA - 700020

FOR Y. K. TRIVEDI & COMPANY
CHARTERED ACCOUNTANTS
FRN 321028E

For Susrut Eye Foundation & Research Centre

President / Secretary / Treasurer / Member

DATE : 17.09.2024

(Y. K. TRIVEDI)
PROPRIETOR
MEMBERSHIP NO. 40408
UDIN : 24040408BKHHPS2003



Susrut Eye Foundation & Research Centre
BLOCK-HB, 36/A/1, SCETOR-III, SALT LAKE CITY, KOLKATA-91

SCHEDULE - A: SALT LAKE UNIT- PROPERTY, PLANT & EQUIPMENT AS ON 31.03.2024

PARTICULARS	RATE OF DEP.	BALANCE AS ON 01.04.2023	ADDITION DURING THE YEAR	ASSET SOLD DURING THE YEAR	TOTAL	DEPRECIATION During the period	W.D.V. ON 31.03.2024	ADDITION BEFORE 30.09.23	ADDITION AFTER 30.09.23	DEPRECIATION NOT TAKEN	TOTAL ADDITION
	%	RS.	RS.	RS.	RS.	RS.	RS.	RS.	RS.	RS.	RS.
SALT LAKE											
AIR CONDITIONER	15%	1,526,486.96	701,811.70	-	2,228,298.66	335,060.00	1,893,238.66	712,603.58	(10,871.88)	-	701,811.70
AIR CONDITIONER - VC	15%	463,428.16	494,201.94	-	957,630.10	74,130.00	881,760.10	494,201.94	-	-	494,201.94
AMBULANCE	15%	15,080.95	-	-	15,080.95	69,514.00	393,594.16	-	-	-	-
ATTENDANCE MACHINE	15%	43,222.01	-	-	43,222.01	2,262.00	41,776,999.20	532,165.67	215,417.32	38,491,814.00	797,582.99
BUILDING-GD-77 WIP	5%	1,226,331.62	38,491,814.00	-	39,718,145.62	222,595.00	1,261,372.92	257,635.30	1,468,307.21	-	38,491,814.00
COMPUTER & ACCESSORIES	40%	5,442,361.09	257,635.30	-	5,699,996.39	3,867,269.00	635,027.37	257,635.30	-	-	257,635.30
ELECTRICAL INSTALLATION	10%	2,809,488.61	4,959,963.48	-	7,769,452.09	2,597,363.51	2,809,488.61	3,491,656.27	17,877.00	-	4,959,963.48
ELECTRICAL TRANSMITTER	10%	61,868.95	17,877.00	-	79,745.95	10,944.00	68,801.95	-	-	-	17,877.00
EPBX SYSTEM	10%	1,000,000.00	-	-	1,000,000.00	10,944.00	990,056.00	-	-	-	-
FAX MACHINE	10%	1,582.40	-	-	1,582.40	159.00	1,423.40	-	-	-	-
FINGER PRINT MACHINE	15%	2,900.00	-	-	2,900.00	440.00	2,460.00	-	-	-	-
FURNITURE & FIXTURE	5%	126,218.20	-	-	126,218.20	6,311.00	119,907.20	1,613,497.00	731,482.00	-	2,344,879.00
GLASS	10%	4,189,841.18	2,344,879.00	-	6,534,720.18	616,668.00	5,918,052.18	-	-	-	-
GENERATOR	15%	1,777,423.20	-	-	1,777,423.20	266,613.00	1,510,810.20	-	-	-	-
HANDY & DIGITAL CAMERA	15%	3,972.90	-	-	3,972.90	596.00	3,376.90	-	-	-	-
HOSPITAL & FIRE EQUIPMENTS	15%	967,345.17	-	-	967,345.17	145,102.00	822,243.17	-	-	0.00	-
LAND	0%	408,654.20	-	-	408,654.20	-	408,654.20	-	-	-	-
LIFT	15%	2,572,867.72	-	-	2,572,867.72	385,930.00	2,186,937.72	-	-	-	-
MEDICAL INSTRUMENTEQUIPMENTS	15%	101,616,859.15	52,954,783.00	-	154,571,642.15	19,214,138.00	135,357,504.15	52,954,783.00	-	-	52,954,783.00
MEDICAL INSTRUMENT (LEGION SYSTEM) IN KIND	15%	2,989,970.00	-	-	2,989,970.00	448,496.00	2,541,474.00	-	-	-	-
MEDICAL INSTRUMENT (WALKER) IN KIND	15%	13,143,237.99	-	-	13,143,237.99	2,515,236.00	17,878,001.99	-	-	-	-
MEDICAL INSTRUMENTEQUIPMENTS 3RD FLOOR	15%	1,655,000.00	-	-	1,655,000.00	124,125.00	1,530,875.00	-	-	-	-
MOTOR CAR	15%	1,990,764.30	-	-	1,990,764.30	254,115.00	1,666,649.30	-	-	-	-
OFFICE EQUIPMENT	10%	1,821,487.72	1,009,548.87	-	2,831,036.59	276,333.00	2,554,703.59	874,134.43	135,414.44	-	1,009,548.87
PATHOLOGICAL INSTRUMENT	15%	79,909.75	-	-	79,909.75	11,995.00	67,914.75	-	-	-	-
PESTCONTROL MACHINE	15%	14,981.00	-	-	14,981.00	2,249.00	12,732.00	-	-	-	-
PUMP & TANK	15%	144,627.18	-	-	144,627.18	21,694.00	122,933.18	-	-	-	-
SIGN BOARD	15%	115,648.07	-	-	115,648.07	75,554.00	40,094.07	-	-	-	-
SOUND SYSTEM	15%	302,013.36	-	-	302,013.36	80,071.00	221,942.36	-	-	-	-
SURGICAL INSTRUMENT	15%	60,006.70	-	-	60,006.70	14,181.00	45,825.70	-	-	-	-
T.V. SET & DVD	15%	120,748.02	-	-	120,748.02	18,148.00	102,600.02	-	-	-	-
VISION MONITOR	15%	2,222,578.26	-	-	2,222,578.26	167,258.00	2,055,320.26	-	-	-	-
WATER PURIFIER	15%	318,160.74	-	-	318,160.74	96,721.00	221,439.74	-	-	-	-
WINDY MACHINE	15%	6,994.18	-	-	6,994.18	1,049.00	5,945.18	-	-	-	-
MADANPUR											
BUILDING - MADANPUR	5%	18,797,472.51	1,206,436.00	-	19,993,908.51	982,719.00	18,971,189.51	607,361.00	599,075.00	-	1,206,436.00
LAND	0%	7,000,000.00	-	-	7,000,000.00	-	7,000,000.00	-	-	-	-
CCTV	15%	12,495.00	-	-	12,495.00	1,874.00	10,621.00	-	-	-	-
ELECTRICAL INSTALLATION	10%	115,673.09	1,194,901.96	-	1,310,575.05	131,458.00	1,181,117.05	1,194,901.96	-	-	1,194,901.96
AC MACHINE	15%	33,300.00	114,700.00	-	148,000.00	22,200.00	125,800.00	114,700.00	-	-	114,700.00
PUMP & TANK	15%	90,545.00	-	-	90,545.00	13,582.00	76,963.00	-	-	-	-
FIXTURE & FURNITURE	10%	267,688.00	-	-	267,688.00	20,684.00	247,004.00	-	-	-	-
GARIA											
LAND	0%	50,483,234.00	-	-	50,483,234.00	-	50,483,234.00	-	-	-	-
BUILDING - WIP	-	-	141,558.00	-	141,558.00	-	141,558.00	-	-	141,558.00	141,558.00
VANHUATA											
AMBULANCE	15%	28,680.45	-	-	28,680.45	4,301.00	24,379.45	-	-	-	-
MEDICAL INSTRUMENT	15%	264,225,760.25	117,477,282.21	-	381,703,042.46	33,034,590.00	348,668,452.46	10,558,549.45	68,785,760.76	38,633,372.00	117,477,282.21
TOTAL											
FIXED ASSETS OF KISHANGANJ											
AC MACHINE	15%	14,694.60	-	-	14,694.60	1,740.00	12,954.60	-	-	-	-
FURNITURE & FIXTURE	10%	5,406.00	-	-	5,406.00	811.00	4,595.00	-	-	-	-
FIXED ASSETS OF NEW BUILDING -SALT LAKE											
FIXED ASSETS OF BEHARAPORE											
FIXED ASSETS OF KAMALGAZI											
FIXED ASSETS OF HOWRAH											
FIXED ASSETS OF METTAPUR											
FIXED ASSETS OF SALKIA											
FIXED ASSETS OF BURDWAN											
FIXED ASSETS OF HATTIBAGAN											
FIXED ASSETS OF FCDA											
GRAND TOTAL											
		560,401,889.96	144,354,602.81	-	704,756,492.77	60,102,236.00	644,654,256.77	28,364,516.33	77,356,714.48	38,633,372.00	144,354,602.81



FOR Y. K. TRIVEDI & COMPANY
CHARTERED ACCOUNTANTS

FRN 321028E

(Y. K. TRIVEDI)

MEMBERHIP NO. 41428

DATE: 24.04.2024

For Susrut Eye Foundation & Research Centre

(Signature)

President / Secretary / Treasurer / Member

AS PER OUR REPORT OF EVEN DATE
13/2, CHOWRINGHEE TERRACE
KOLKATA - 700020

DATE: 17.08.2024

Susrut Eye Foundation & Research Centre

BLOCK-HB, 36/A/1, SCETOR-III, SALT LAKE CITY, KOLKATA-91

SCHEDULE - 'A' SALT LAKE- PROPERTY, PLANT & EQUIPMENT AS ON 31.03.2024

PARTICULARS	RATE OF DEP. %	BALANCE AS ON 01.04.2023 Rs.	ADDITION DURING THE YEAR Rs.	ASSET SALE DURING THE YEAR Rs.	TOTAL Rs.	DEPRECIATION During the period Rs.	W.D.V. ON 31.03.2024 Rs.	ADDITION BEFORE 30.09.23 Rs.	ADDITION AFTER 30.09.23 Rs.	DEPRECIATION NOT TAKEN Rs.	TOTAL ADDITION Rs.
SALT LAKE											
A.C MACHINE	15%	3,643,839.61	2,108,923.65		5,752,763.26	862,914.00	4,889,849.26	2,108,923.65			2,108,923.65
BUILDING (NEW)	5%	132,155,710.40	6,521,979.16		138,677,689.56	6,925,015.00	131,752,674.56	6,167,184.78	354,794.38		6,521,979.16
CCTV	15%	396,068.00			396,068.00	59,410.00	336,658.00				-
COMPUTER & ACCESSORIES	40%	363,464.00			363,464.00	145,386.00	218,078.00				-
ELECTRICAL INSTALLATION	10%	16,836,084.03	3,794,085.90		20,630,169.93	1,891,136.00	18,739,033.93	356,465.26	3,437,620.64		3,794,085.90
ELECTRICAL TRANSFORMER	15%	7,197,475.00			7,197,475.00	1,079,621.00	6,117,854.00				-
FURNITURE & FIXTURE	10%	1,504,087.08			1,504,087.08	150,409.00	1,353,678.08				-
GENERATOR	15%	1,010,672.00			1,010,672.00	151,601.00	859,071.00				-
HOSPITAL & FIRE EQUIPMENTS	15%	3,790,615.00	484,628.36		4,275,243.36	641,287.00	3,633,956.36	484,628.36			484,628.36
LIFT	15%	1,896,393.00			1,896,393.00	284,459.00	1,611,934.00				-
MEDICAL INSTRUMENTS	15%	260,880.00			260,880.00	39,132.00	221,748.00				-
PUMP & TANK	15%	12,625.00			12,625.00	1,894.00	10,731.00				-
REVERSE OSMOSIS(RO) PLANT	15%	336,757.00			336,757.00	50,514.00	286,243.00				-
UPS	15%	260,858.00			260,858.00	39,129.00	221,729.00				-
TOTAL		169,665,528.12	12,909,617.07	-	182,575,145.19	12,321,907.00	170,253,238.19	9,117,202.05	3,792,415.02	-	12,909,617.07

AS PER OUR REPORT OF EVEN DATE
13/2, CHOWRINGHEE TERRACE
KOLKATA - 700020

FOR Y. K. TRIVEDI & COMPANY
CHARTERED ACCOUNTANTS
FRN 321028E



For Susrut Eye Foundation & Research Centre

President / Secretary / Treasurer / Member

DATE : 17.09.2024

(Y. K. TRIVEDI)

PROPRIETOR

MEMBERSHIP NO. 40408

UDIN

24040408 BKH11152003

Susrut Eye Foundation & Research Centre
BLOCK-HB, 36/A/1, SECTOR-III, SALT LAKE CITY, KOLKATA-106

SCHEDULE - BEHRAMPUR UNIT- PROPERTY, PLANT & EQUIPMENT AS ON 31.03.2024

PARTICULARS	RATE OF DEP.	BALANCE AS ON 01.04.2023	ADDITION DURING THE YEAR	TRANSFER	TOTAL	DEPRECIATION	W.D.V. ON 31.03.2024	ADDITION BEFORE 30.09.23	ADDITION AFTER 30.09.23	DEPRECIATION NOT TAKEN	TOTAL ADDITION
	%	Rs.	Rs.	Rs.	Rs.	Rs.	Rs.	Rs.	Rs.	Rs.	Rs.
A.C.MACHINE	15%	1,120,255.55	392,742.30		1,512,997.85	226,950.00	1,286,047.85	392,742.30	-	-	392,742.30
ATTENDANCE MACHINE	15%	24,128.00			24,128.00	3,619.00	20,509.00		-	-	
BUILDING	5%	55,550,298.67	4,777,052.58		60,327,351.25	3,016,368.00	57,310,983.25	4,777,052.58	-	-	4,777,052.58
BUS	15%	44,050.70			44,050.70	6,608.00	37,442.70		-	-	
CCTV	15%	517,169.00	76,884.00		594,053.00	89,108.00	504,945.00	76,884.00	-	-	76,884.00
COMPUTER & ACCESSORIES	40%	815,753.28			1,288,823.30	431,450.00	857,373.30		420,395.52	-	473,070.02
ELECTRICAL INSTALLATION	10%	909,563.60	1,075,383.02		1,984,946.62	144,726.00	1,840,220.62	52,674.50	1,075,383.02	-	1,075,383.02
EPBX SYSTEM	10%	26,109.00			26,109.00	2,611.00	23,498.00		-	-	
EURO CLEANER	10%	1,294.80			1,294.80	129.00	1,165.80		-	-	
FAN & EMERGENCY LIGHTS	15%	5,124.95			5,124.95	769.00	4,355.95		-	-	
HOSPITAL & FIRE EQUIPMENTS	15%	728,402.00			1,622,294.00	236,895.00	1,385,399.00	807,899.50	85,992.50	-	893,892.00
FRIDGE	10%	1,602.40			1,602.40	160.00	1,442.40		-	-	
FURNITURE & FIXTURE	10%	2,297,671.30	578,261.89		2,875,933.19	282,587.00	2,593,346.19	478,131.89	100,130.00	-	578,261.89
GLASS GRINDING MACHINE	15%	2,665.35			2,665.35	400.00	2,265.35		-	-	
GENERATOR	15%	98,844.01			98,844.01	14,827.00	84,017.01		-	-	
LEASE LAND	0	1.00			1.00	-	1.00		-	-	
LIFT	15%	517,721.00			517,721.00	77,658.00	440,063.00		-	-	
MEDICAL EQUIPMENTS	15%	21,311,589.46	3,800,770.71		25,112,360.17	3,622,905.00	21,489,455.17	1,881,456.06	1,919,314.65	-	3,800,770.71
MEDICAL INSTRUMENT	15%	3,646,628.03	1,166,000.00		4,812,628.03	634,444.00	4,178,184.03		1,166,000.00	-	1,166,000.00
OFFICE EQUIPMENTS	10%	162,142.70	31,500.00		193,642.70	19,364.00	174,278.70	31,500.00	-	-	31,500.00
PROJECTOR & ACCESSORIES	15%	6,626.90			6,626.90	994.00	5,632.90		-	-	
PUMPS & TANKS	15%	56,210.00			56,210.00	8,432.00	47,778.00		-	-	
SOUND SYSTEM	15%	4,895.25			4,895.25	734.00	4,161.25		-	-	
SURGICAL INSTRUMENT	15%	111,513.29			111,513.29	16,727.00	94,786.29		-	-	
T.V. SET	15%	84,264.85			84,264.85	12,640.00	71,624.85		-	-	
WATER PURIFIER	10%	497,342.20	18,113.00		515,455.20	50,640.00	464,815.20		18,113.00	-	18,113.00
GVC											
FURNITURE & FIXTURE - GVC	10%	718,958.16			718,958.16	71,896.00	647,062.16		-	-	
GVC Renovation	15%	227,490.00			227,490.00	34,124.00	193,366.00		-	-	
GRAND TOTAL		89,488,315.45	13,283,669.52	0.00	102,771,984.97	9,007,765.00	93,764,219.97	8,498,340.83	4,785,328.69	0.00	13,283,669.52

AS PER OUR REPORT OF EVEN DATE
13/2, CHOWRINGHEE TERRACE
KOLKATA - 700020

FOR Y. K. TRIVEDI & COMPANY
CHARTERED ACCOUNTANTS
FRN 321028E



For Susrut Eye Foundation & Research Centre

President / Secretary / Treasurer / Member

(Y. K. TRIVEDI)

PROPRIETOR

MEMBERSHIP NO. 40408

UDIN/ 24040408BK HHP S2003

DATE : 17.09.2024

Susrut Eye Foundation & Research Centre
BLOCK-HB, 36/A/1, SECTOR-III, SALT LAKE CITY, KOLKATA-106
SCHEDULE - KAMALGAZI- PROPERTY, PLANT & EQUIPMENT AS ON 31.03.2024

PARTICULARS	RATE OF DEP. %	BALANCE AS ON 01.04.2023 Rs.	ADDITION DURING THE YEAR Rs.	TRANSFER Rs.	TOTAL Rs.	DEPRECIATION Rs.	W.D.V. ON 31.03.2024 Rs.	ADDITION BEFORE 30.09.23 Rs.	ADDITION AFTER 30.09.23 Rs.	DEPRECIATION NOT TAKEN Rs.	TOTAL ADDITION Rs.
A.C MACHINE	15%	294,277.00			294,277.00	44,142.00	250,135.00				-
ATTENDANCE MACHINE	15%	9,686.00			9,686.00	1,453.00	8,233.00				-
CCTV	15%	80,551.00			80,551.00	12,083.00	68,468.00				-
COMPUTER & ACCESSORIES	40%	87,162.00	13,000.01		100,162.01	37,465.00	62,697.01		13,000.01		13,000.01
EPBX SYSTEMS	10%	122,204.00			122,204.00	12,220.00	109,984.00				-
FURNITURE & FIXTURE	10%	63,980.00			63,980.00	6,398.00	57,582.00				-
OFFICE RENOVATION	10%	1,318,578.84			1,318,578.84	131,858.00	1,186,720.84				-
OFFICE EQUIPMENTS	10%	5,352.00			5,352.00	535.00	4,817.00				-
MEDICAL INSTRUMENTS	15%	1,524,251.58			1,524,251.58	228,638.00	1,295,613.58			0	-
REVERSE OSMOSIS (RO) PLANT	15%	196,143.00			196,143.00	29,421.00	166,722.00				-
TV SET	15%	16,006.00			16,006.00	2,401.00	13,605.00				-
GRAND TOTAL		3,718,191.42	13,000.01	-	3,731,191.43	506,614.00	3,224,577.43	-	13,000.01	-	13,000.01

AS PER OUR REPORT OF EVEN DATE
13/2, CHOWRINGHEE TERRACE
KOLKATA - 700020

FOR Y. K. TRIVEDI & COMPANY
CHARTERED ACCOUNTANTS
FRN 321028E



For Susrut Eye Foundation & Research Centre

[Signature]
President / Secretary / Treasurer / Member

(Y. K. TRIVEDI)
PROPRIETOR
MEMBERSHIP NO. 40408
UDIN: 2404040813KMHPS 2003

DATE : 17.09.2024

Susrut Eye Foundation & Research Centre
BLOCK-HB, 36/A/1, SECTOR-III, SALT LAKE CITY, KOLKATA-106

SCHEDULE - HOWRAH UNIT- PROPERTY, PLANT & EQUIPMENT AS ON 31.03.2024

PARTICULARS	RATE OF DEP. %	BALANCE AS ON 01.04.2023 Rs.	ADDITION DURING THE YEAR Rs.	TRANSFER Rs.	TOTAL Rs.	DEPRECIATION Rs.	W.D.V. ON 31.03.2024 Rs.	ADDITION BEFORE 30.09.23 Rs.	ADDITION AFTER 30.09.23 Rs.	DEPRECIATION NOT TAKEN Rs.	TOTAL ADDITION Rs.
COMPUTER & ACCESSORIES	40%	5,565.00			5,565.00	2,226.00	3,339.00		-		-
MEDICAL INSTRUMENT	15%	38,265.00			38,265.00	5,740.00	32,525.00		-		-
OFFICE EQUIPMENTS	10%	12,542.00			12,542.00	1,254.00	11,288.00		-		-
GRAND TOTAL		56,372.00	0.00	-	56,372.00	9,220.00	47,152.00	0.00	0.00	0.00	0.00

AS PER OUR REPORT OF EVEN DATE
13/2, CHOWRINGHEE TERRACE
KOLKATA - 700020

FOR Y. K. TRIVEDI & COMPANY
CHARTERED ACCOUNTANTS
FRN 321028E

For Susrut Eye Foundation & Research Centre

President / Secretary / Treasurer / Member

DATE : 17.09.2024

(Y. K. TRIVEDI)

PROPRIETOR

MEMBERSHIP NO. 40408

UDIN : 24040408 BK HPS 2003



Susrut Eye Foundation & Research Centre
BLOCK-HB, 36/A/1, SECTOR-III, SALT LAKE CITY, KOLKATA-106

SCHEDULE -METIABURZ UNIT- PROPERTY, PLANT & EQUIPMENT AS ON 31.03.2024

PARTICULARS	RATE OF DEP. %	BALANCE AS ON 01.04.2023 Rs.	ADDITION DURING THE YEAR Rs.	TRANSFER Rs.	TOTAL Rs.	DEPRECIATION Rs.	W.D.V. ON 31.03.2024 Rs.	ADDITION BEFORE ADDITION AFTER 30.09.23 Rs.	DEPRECIATION NOT TAKEN Rs.	TOTAL ADDITION Rs.
A.C.MACHINE	15%	326,923.00	10,384.00		337,307.00	50,596.00	286,711.00	10,384.00		10,384.00
CCTV	15%	27,829.00			27,829.00	4,174.00	23,655.00			
COMPUTER & ACCESSORIES	40%	78,058.00			78,058.00	31,223.00	46,835.00			
ELECTRICAL INSTALLATION	10%	474,801.00			474,801.00	47,480.00	427,321.00			
FURNITURE & FIXTURE	10%	449,007.00			449,007.00	44,901.00	404,106.00			
MEDICAL INSTRUMENT	15%	1,540,476.00			1,540,476.00	231,071.00	1,309,405.00			
OFFICE EQUIPMENTS	10%	95,139.00			95,139.00	9,514.00	85,625.00			
OFFICE RENOVATION	15%	1,065,854.17			1,065,854.17	159,878.00	905,976.17			
WATER PURIFIER	15%	135,404.00			135,404.00	20,311.00	115,093.00			
GRAND TOTAL		4,193,491.17	10,384.00	-	4,203,875.17	599,148.00	3,604,727.17	10,384.00	-	10,384.00

AS PER OUR REPORT OF EVEN DATE
13/2, CHOWRINGHEE TERRACE
KOLKATA - 700020

FOR Y. K. TRIVEDI & COMPANY
CHARTERED ACCOUNTANTS
FRN 321028E



For Susrut Eye Foundation & Research Centre

President / Secretary / Treasurer / Member

DATE : 17.09.2024

(Y. K. TRIVEDI)
PROPRIETOR
MEMBERSHIP NO. 40408
UDIN

24090408 BK HHS 2003

Susrut Eye Foundation & Research Centre
BLOCK-HB, 36/A/1, SECTOR-III, SALT LAKE CITY, KOLKATA-106

SCHEDULE -SALKIA UNIT- PROPERTY, PLANT & EQUIPMENT AS ON 31.03.2024

PARTICULARS	RATE OF DEP. %	BALANCE AS ON 01.04.2023 Rs.	ADDITION DURING THE YEAR Rs.	TRANSFER Rs.	TOTAL Rs.	DEPRECIATION Rs.	W.D.V. ON 31.03.2024 Rs.	ADDITION BEFORE 30.09.23 Rs.	ADDITION AFTER 30.09.23 Rs.	DEPRECIATION NOT TAKEN Rs.	TOTAL ADDITION Rs.
A.C.MACHINE	15%	567,761.00			567,761.00	85,164.00	482,597.00		-		-
COMPUTER & ACCESSORIES	40%	127,405.00			127,405.00	50,962.00	76,443.00		-		-
CCTV	15%	670.00			670.00	101.00	569.00		-		-
ELECTRICAL INSTALLATION	10%	231,815.00			231,815.00	23,182.00	208,633.00		-		-
FURNITURE	10%	195,319.00			195,319.00	19,532.00	175,787.00		-		-
HOSPITAL & FIRE EQUIPMENTS	15%	12,690.00			12,690.00	1,904.00	10,786.00		-		-
MEDICAL INSTRUMENT	15%	1,886,546.00			2,066,586.00	309,988.00	1,756,598.00	180,040.00	-		180,040.00
OFFICE EQUIPMENTS	10%	158,837.00			158,837.00	15,884.00	142,953.00		-		-
OFFICE RENOVATION	15%	1,384,328.00			1,384,328.00	207,649.00	1,176,679.00		-		-
WATER PURIFIER	15%	135,404.00	19,210.00		154,614.00	21,751.00	132,863.00		19,210.00		19,210.00
GRAND TOTAL		4,700,775.00	199,250.00	-	4,900,025.00	736,117.00	4,163,908.00	180,040.00	19,210.00	-	199,250.00

AS PER OUR REPORT OF EVEN DATE
13/2, CHOWRINGHEE TERRACE
KOLKATA - 700020

For Susrut Eye Foundation & Research Centre

President / Secretary / Treasurer / Member

DATE : 17.09.2024

FOR Y. K. TRIVEDI & COMPANY
CHARTERED ACCOUNTANTS
FRN 321028E

(Y. K. TRIVEDI)

PROPRIETOR

MEMBERSHIP NO. 40408

UDIN : 14040408 BK H HFS 2003



Susrut Eye Foundation & Research Centre

BLOCK-HB, 36/A/1, SECTOR-III, SALT LAKE CITY, KOLKATA-106

SCHEDULE - BURDWAN UNIT- PROPERTY, PLANT & EQUIPMENT AS ON 31.03.2024

PARTICULARS	RATE OF DEP. %	BALANCE AS ON 01.04.2023 Rs.	ADDITION DURING THE YEAR Rs.	TRANSFER Rs.	TOTAL Rs.	DEPRECIATION Rs.	W.D.V. ON 31.03.2024 Rs.	BEFORE 30.09.23 Rs.	AFTER 30.09.23 Rs.
A.C.MACHINE	15%	342,454.00			342,454.00	51,368.00	291,086.00		-
ATTENDANCE MACHINE	15%	11,670.00			11,670.00	1,751.00	9,919.00		-
CCTV	15%	30,778.20			30,778.20	4,617.00	26,161.20		-
COMPUTER & ACCESSORIES	40%	69,474.12			69,474.12	27,790.00	41,684.12		-
FURNITURE & FIXTURE	10%	168,200.10			168,200.10	16,820.00	151,380.10		-
GENERATOR	15%	162,618.00			162,618.00	24,393.00	138,225.00		-
HOSPITAL FIRE EQUIPMENTS	15%	211,760.00			211,760.00	31,764.00	179,996.00		-
MEDICAL EQUIPMENTS	15%	1,106,022.99			1,106,022.99	165,903.00	940,119.99		-
OFFICE EQUIPMENTS	10%	27,179.00			27,179.00	2,718.00	24,461.00		-
OFFICE RENOVATION	15%	1,667,439.00			1,667,439.00	250,116.00	1,417,323.00		-
PUMP & TANK	15%	19,563.00			19,563.00	2,934.00	16,629.00		-
WATER PURIFIER & RO PLANT	10%	123,330.00			123,330.00	12,333.00	110,997.00		-
GRAND TOTAL		3,940,488.41	-	-	3,940,488.41	592,507.00	3,347,981.41	-	-

AS PER OUR REPORT OF EVEN DATE
13/2, CHOWRINGHEE TERRACE
KOLKATA - 700020

FOR Y. K. TRIVEDI & COMPANY
CHARTERED ACCOUNTANTS
FRN 321028E



For Susrut Eye Foundation & Research Centre

President / Secretary / Treasurer / Member

[Signature]

(Y. K. TRIVEDI)

PROPRIETOR

MEMBERSHIP NO. 40408

UDIN : 24060408BKHHS2003

DATE : 17.09.2024

FY 2023-2024

Susrut Eye Foundation & Research Centre
BLOCK-HB, 36/A/1, SECTOR-III, SALT LAKE CITY, KOLKATA-106

SCHEDULE -HATIBAGAN UNIT-PROPERTY, PLANT & EQUIPMENT AS ON 31.03.2024

PARTICULARS	RATE OF DEP. %	BALANCE AS ON 01.04.2023 Rs.	ADDITION DURING THE YEAR Rs.	TRANSFER Rs.	TOTAL Rs.	DEPRECIATION Rs.	W.D.V. ON 31.03.2024 Rs.	ADDITION BEFORE 30.09.23 Rs.	ADDITION AFTER 30.09.23 Rs.	DEPRECIATION NOT TAKEN Rs.	TOTAL ADDITION Rs.
A.C.MACHINE	15%	626,623.00			626,623.00	93,993.00	532,630.00				
CCTV	15%	31,351.00			31,351.00	4,703.00	26,648.00				
COMPUTER & ACCESSORIES	40%	59,555.00			59,555.00	23,822.00	35,733.00				
FURNITURE & FIXTURE	10%	274,698.00			274,698.00	27,470.00	247,228.00				
MEDICAL INSTRUMENTS	15%	1,000,591.00			1,000,591.00	150,089.00	850,502.00				
OFFICE EQUIPMENTS	10%	145,839.00			145,839.00	14,584.00	131,255.00				
OFFICE RENOVATION	15%	1,826,511.00			1,826,511.00	273,977.00	1,552,534.00				
WATER PURIFIER & RO PLANT	10%	41,339.00			41,339.00	4,134.00	37,205.00				
GRAND TOTAL		4,006,507.00			4,006,507.00	592,772.00	3,413,735.00				

AS PER OUR REPORT OF EVEN DATE
13/2, CHOWRINGHEE TERRACE
KOLKATA - 700020

FOR Y. K. TRIVEDI & COMPANY
CHARTERED ACCOUNTANTS
FRN 321028E



For Susrut Eye Foundation & Research Centre

DATE : 17.09.2024

President / Secretary / Treasurer / Member

(Y. K. TRIVEDI)
PROPRIETOR
MEMBERSHIP NO. -40408
UDIN 124949408 B K H H S 2003

SUSRUT EYE FOUNDATION & RESEARCH CENTRE
BLOCK - HB, 36/A/1, SECTOR - III, SALT LAKE CITY, KOLKATA - 700 106
SCHEDULE - FCRA - PROPERTY, PLANT & EQUIPMENT AS ON 31.03.2024

FIXED ASSETS	Rate %	WDV AS ON 01.04.2023	ADDITIONS DURING THE YEAR	TOTAL AS ON 31.03.2024	DEPRECIATION FOR THE YEAR	WDV AS ON 31.03.2024	ADDITION BEFORE 30.09.23	ADDITION AFTER 30.09.22
		Rs.	Rs.	Rs.	Rs.	Rs.		
MEDICAL INSTRUMENT - 3	15	4,657,591.34		4,657,591.34	698,639.00	3,958,952.34	-	
SMALL EQUIPMENT (ORBIS COMP. PRG)	15	36,637.00		36,637.00	5,496.00	31,141.00		
MEDICAL EQUIPMENT(ORBIS COMP. PRG)	15	5,745,719.00		5,745,719.00	861,858.00	4,883,861.00	-	
FURNITURE & FIXTURE	10	11,603.60		11,603.60	1,160.00	10,443.60		
BPL CARD MACHINE	15	2,631.00		2,631.00	395.00	2,236.00		
COMPUTER	40	53,035.00		53,035.00	21,214.00	31,821.00		
MULTIMEDIA PROJECTOR	15	3,408.00		3,408.00	511.00	2,897.00		
UPS	15	4,982.60		4,982.60	747.00	4,235.60		
DIGITAL THERMOMETER	15	2,016.00		2,016.00	302.00	1,714.00		
DIGITAL CAMERA	15	2,962.00		2,962.00	444.00	2,518.00		
PRINTER AND SCANNER	15	20,692.00		20,692.00	3,104.00	17,588.00		
SOUND SYSTEM	15	79,843.00		79,843.00	11,976.00	67,867.00		
WATER PURIFIER	15	18,979.00		18,979.00	2,847.00	16,132.00		
WATER COOLER	15	10,171.00		10,171.00	1,526.00	8,645.00		
AMPLIFIER & SPEAKER	15	11,120.00		11,120.00	1,668.00	9,452.00		
MEDICAL INSTRUMENTS - 2	15	67,017.00		67,017.00	10,053.00	56,964.00		
LAPTOP	40	369.00		369.00	148.00	221.00		
MOBILE VISION VAN	15	898,393.00		898,393.00	134,759.00	763,634.00		
AMBULANCE CAR	15	313,976.00		313,976.00	47,096.00	266,880.00		
OPHTHALMIC EQUIPMENT	15	1,822,663.00		1,822,663.00	273,399.00	1,549,264.00		
SOFTWARE	40	31,197.00		31,197.00	12,479.00	18,718.00		
SOLAR POWER PLANT SYSTEM	40	477,641.00		477,641.00	191,056.00	286,585.00	-	
ELECTRIC SCOOTY	40	266,388.00		266,388.00	106,555.00	159,833.00	-	
MEDICAL INSTRUMENT	15	1,852,792.00	461,400.00	2,314,192.00	312,524.00	2,001,668.00	-	461,400
		16,391,826.54	461,400.00	16,853,226.54	2,699,956.00	14,153,270.54		461,400.00

For Susrut Eye Foundation & Research Centre

President / Secretary / Treasurer / Member




AUDITED FINANCE REPORT

FY 2022-2023

SUSRUT EYE FOUNDATION & RESEARCH CENTRE

HB-36/A/1, Sec. - III, Salt Lake City, Kolkata - 700 106

BALANCE SHEET AS AT 31.03.2023

SOURCES	RS.	RS.
1. CORPUS FUND		
AS PER LAST ACCOUNT		25,000.00
2. GENERAL FUND		
AS PER LAST ACCOUNT	1,359,020,261.87	
ADD: EXCESS OF INCOME OVER EXPENDITURE	236,257,388.97	
ADD:- EXCESS OF INCOME OVER EXPENDITURE OF FCRA	3,431,993.49	
		1,598,709,644.33
3. CURRENT LIABILITIES		
SUNDRY CREDITORS		
FCRA	511,785.00	
OTHERS	26,404,905.96	
CAUTION MONEY REFUNDABLE (D' OPT & DNB)		31,727.00
SECURITY DEPOSIT		1,086,074.93
TDS,ESI & OTHERS PAYABLE		531,559.00
		1,627,300,696.22
APPLICATION		
FIXED ASSETS		
FCRA	16,391,826.54	
OTHERS	544,010,063.42	
		560,401,889.96
INVESTMENT		
i) FDR WITH BANKS		
FOR SALT LAKE		436,331,902.20
FOR BERHAMPORE		318,834,582.63
ii) IN SHARES		33,000,000.00
CURRENT ASSETS		
SUNDRY DEBTORS		61,957,306.13
TDS & TCS RECEIVABLE		55,241,579.50
ADVANCE TO PARTIES		
ADVANCE- TO PARTY		
FCRA	88,000.00	
OTHERS	21,097,959.79	
ADVANCE- NEW BUILDING WIP	21,185,959.79	
	3,960,070.44	
		25,146,030.23
SECURITY DEPOSIT		
SECURITY DEPOSIT (SALT LAKE)	5,841,113.72	
SECURITY DEPOSIT (KAMALGAZI)	868,000.00	
SECURITY DEPOSIT (SALKIA)	1,082,200.00	
SECURITY DEPOSIT (METIABURZ)	229,450.00	
SECURITY DEPOSIT (HATTIBAGAN)	1,000,000.00	
SECURITY DEPOSIT (BERHAMPORE)	1,598,246.00	
		10,619,009.72
CASH AT BANK		121,012,627.52
CASH IN HAND		4,747,697.80
F.C.R. A FUND		8,070.53
		1,627,300,696.22
AS PER OUR REPORT OF EVEN DATE 13/2, CHOWRINGHEE TERRACE KOLKATA - 700020	FOR Y. K. TRIVEDI & COMPANY CHARTERED ACCOUNTANTS FRN 321028E  (Y. K. TRIVEDI) PROPRIETOR MEMBERSHIP NO. 40408 UDIN : 2304040813G738HL9195	
DATE : 13.09.2023		

For Susrut Eye Foundation & Research Centre

Shri. Soumen Dasgupta

President / Secretary / Treasurer / Member



SUSRUT EYE FOUNDATION & RESEARCH CENTRE HB-36/A/1, Sec. - III, Salt Lake City, Kolkata - 700 106 INCOME & EXPENDITURE A/C FOR THE YEAR ENDED 31.03.2023		
INCOME	RS.	RS.
MEDICAL INCOME		813,538,980.29
DONATION RECD		10,005,000.00
BANK & OTHER INTEREST		
FCRA	179,514.00	
OTHERS	38,083,447.71	38,262,961.71
MISCELLANEOUS		
RENTAL & OTHER MISC. INCOME		3,877,394.49
EDUCATIONAL TRAINING (DOCTORS & OPT)		9,163,882.05
EDUCATIONAL SEMINER GRANT		705,000.00
GRANT-SCB(FCRA)		3,024,000.00
GRANT - IEF PROJECT(FCRA)		2,949,875.25
GRANT - Essilor Social Impact(FCRA)		1,273,608.00
PROJECT INCOME		13,114,500.00
		895,915,201.79
EXPENDITURE		
ADVERTISEMENT		1,525,225.57
AUDIT FEES EXP.		
FCRA	10,000.00	
OTHERS	1,069,960.00	1,079,960.00
BANK COMMISSION & CHARGES		
FCRA	2,270.49	
OTHERS	1,226,464.88	1,228,735.37
BOOKS & PERIODICALS		4,643.00
BUSINESS PROCESS ASSESSMENT FEES		303,850.00
CAMP ORGANISATION EXPENSES		7,376,211.00
CANTEEN EXPENSES		430,806.69
CONSULTANCY CHARGES-DOCTORS		182,450,100.00
CONSULTANCY CHARGES-OTHERS		2,647,724.00
CHRISTION BLIND MISSION (CBM)/SCB (FCRA)		858,542.27
DEPRECIATION		
FCRA	3,114,191.00	
OTHERS	49,702,775.00	52,816,966.00
DNB TRAINING EXPENSES		4,009,750.00
EDUCATIONAL SEMINAR & CONFERENCE EXPENSES		1,301,075.49
ELECTRICITY CHARGES		13,612,690.00
ESI CONTRIBUTION		770,595.00
ESTABLISHMENT EXPENSES		242,000.00
FELLOWSHIP FEES		5,493,750.00
GENERAL EXPENSES		63,614.43
GENERATOR EXP.		708,499.58
INSURANCE PREMIUM INCLUDING MEDICLAIM		5,624,016.00
INTRA OCULAR,CONTACTLENS & CONSUMABLES		161,403,352.79
LEGAL EXPENSES		12,770.00
LIC GRATUITY PREMIUM		19,012,163.00
LICENCE FEES		653,894.52
MEDICAL EXPENSES		51,837,759.59
MEMBERSHIP FEES		834,217.00
MISC.EXP.		982,975.97
MUNICIPAL TAX		553,687.00
P.F.CONTRIBUTION		2,313,942.00
PATHOLOGICAL EXP.		1,394,209.80
POSTAGE & COURIER		160,859.54
PRINTING & STATIONERY		5,647,091.52
PROFESSIONAL\ LEGAL FEES		
FCRA	10,000.00	
OTHERS	1,349,940.00	1,359,940.00
PROJECT EXPENSES		7,266,799.71
PUJA EXGRATIA & OTHER PAYMENTS		2,667,000.00
RENT & SERVICE CHARGES		11,765,043.00
SAFETY FACILITY REPAIRS & MAINTENANCE		22,186,165.48
SALARY & PERQUISITES		42,201,505.50
SECURITY CHARGES		4,265,945.48
SOFTWARE MAINTENCE & UPDATION		3,296,878.76
TEACHING FEES & EXPENSES		1,140,032.44
TELEPHONE & INTERNET CHARGES		1,057,085.97
TPA & CORPORATE EXPENSES		6,177,796.94
TRAINEE STIPEND & TRAV & FOODING EXP		20,438,292.00
TRAVELLING & CONVEYANCE		1,216,798.48
UNIFORM & STAFF DRESSING CHARGES		593,159.68
VEHICLE RUNNING EXP.		2,189,126.76
VISION CENTRE EXP.		1,048,572.00
EXCESS OF INCOME OVER EXPENDITURE		239,689,382.46
		895,915,201.79
AS PER OUR REPORT OF EVEN DATE 13/2, CHOWRINGHEE TERRACE KOLKATA - 700020 FOR Y. K. TRIVEDI & COMPANY CHARTERED ACCOUNTANTS FRN 321028E (Y. K. TRIVEDI) PROPRIETOR MEMBERSHIP NO. 40408 UDIN : 23040408BG33HL9195 DATE : 13.09.2023		



For Susrut Eye Foundation & Research Centre

Smriti Lankar Bagchi

President / Secretray / Treasurer / Member

CASH & BANK SCHEDULE - B AS AT 31.03.2023

	RS.	RS.
CASH AT BANK		
CANARA BANK		
S.B. A / C 2549101011294-SALT LAKE	4,211,459.26	
S.B. A / C 2549101010642-SALT LAKE	7,524,429.90	
S.B. A / C 2549101013115-SALT LAKE	2,571,518.66	
S.B. A / C 2549214000015-METIABURZ	3,948,864.40	
S.B. A / C 2549214000016-SALKIA	3,424,018.80	
S.B. A / C 2549214000017- HATIBAGAN	84,967.20	
S.B. A / C 2549101016890 - SALT LAKE	6,406,854.50	
S.B. A / C 12524 (VANMUKTA)	61,368.07	
S.B. A / C 0303101027907- SALT LAKE	202,625.27	
S.B. A / C 2549101015290- SALT LAKE	5,332,143.00	
CA A/C 2549206000001- SALT LAKE	5,493,191.63	
CA A/C 2859214000020-BEHRAMPORE	4,200,360.00	
S.B. A/C 2549101017116-BEHRAMPORE	1,952,450.00	
S.B. A/C 2549101017117-BEHRAMPORE	345,215.00	
S.B. A/C 2549101014769-SALT LAKE	367,730.00	46,127,195.69
STATE BANK OF INDIA		
S.B. A / C 10826662087- SALT L	32,708.29	
S.B. A / C 38361727079-METIABURZ	48,108.80	
S.B. A / C 37716281859-KAMALGAZI	2,024,850.03	
S.B. A / C 37716400549-KAMALGAZI	2,643,665.32	
S.B. A / C 36361727910 - SALKIA	914,722.80	
S.B. A / C 39085477213 - SALKIA	571,727.77	
S.B. A / C 39178459134 - METIABURZ	(542.55)	
S.B. A / C 11293852222-BEHRAMPORE	1,573,641.43	
S.B. A / C 10826658037-PROJECT FUND	46,084.00	
S.B. A / C 31155857865-On line- SALT LAKE	714,759.18	
S.B. A / C .30692806202-PURULIA	488,207.00	9,057,932.07
BANK OF BARODA		
S.B. A / C 29460100001212-SALT LAKE	567,168.00	
S.B. A / C 29460100003151- SALT LAKE	822,766.50	1,389,934.50
HDFC BANK LTD		
S.B. A / C 50100526578518-SALT LAKE	445,336.00	
S.B. A / C 50100526691122-SALT LAKE	11,643,021.10	
S.B. A / C 50100543867462-SALT LAKE	1,064,357.10	13,152,714.20
INDIAN BANK		
S.B. A / C 7369230117-SALT LAKE	4,022,967.00	4,022,967.00
AXIS BANK LTD		
S.B. A / C -319010100308434-SALT LAKE (CVS)	10,655.10	
S.B. A / C -911010011566720-SALT LAKE (CVS)	1,191,968.35	
S.B. A / C 163010100144131-BEHRAMPORE	38,785.70	
S.B. A / C 910010026201945-BEHRAMPORE	216,822.30	
S.B. A / C 91001006871657- Pharmacy-BEHRAMPORE	180,990.00	
S.B. A / C 163010100171007-BEHRAMPORE	4,835,000.48	
C.A A / C 915020017713486-BEHRAMPORE	492,992.08	
C.A A / C 915020017713415-BEHRAMPORE	53,896.00	7,021,110.01
STANDARD CHARTERED BANK		
S.B. A / C 32510267746-SALT LAKE	90,749.41	90,749.41
IDBI BANK		
S.B. A / C 0184104000091905-SALT LAKE	2,569,130.96	
S.B. A / C 0184104000091914 -SALT LAKE	12,277,964.60	
S.B. A / C 0184104000091923-SALT LAKE	681,777.17	
S.B. A / C 0184104000271196 - KAMALGAZI	698,282.10	
S.B. A / C 0184104000098263-BEHRAMPORE	6,436,107.24	22,663,262.07
UNITED BANK OF INDIA		
S.B. A / C 1096050101455-SALT LAKE	84,763.00	84,763.00
KOTAK MAHINDRA BANK		
S.B. A / C 1815167063 -SALT LAKE	1,521,578.04	1,521,578.04
ICICI BANK		
S.B. A / C 110301002429 -SALT LAKE	1,621,085.92	
S.B. A / C 127305000991 - HATIBAGAN	4,662,874.92	6,283,960.84
CANARA BANK (FCRA)		
S.B.A/C 0303101027065	2,037,574.70	2,037,574.70
STATE BANK (FCRA)		
S.B.A/C 40093036495	7,538,885.99	
Current A/c. 40441228674	20,000.00	7,558,885.99
TOTAL :		121,012,627.52
CASH IN HAND		
AT HOSPITAL		
SALT LAKE	2,355,264.80	
BEHRAMPORE	699,228.00	
KAMALGAZI	17,501.00	
METIABURZ	1,500,900.00	
SALKIA	-	
HATIBAGAN	10,050.00	
HOWRAH	-	4,582,943.80
PETTY CASH		
SALT LAKE	51,635.00	
BEHRAMPORE	36,089.00	
KAMALGAZI	5,567.00	
HATIBAGAN	3,220.00	
METIABURZ	30,749.00	
SALKIA	37,494.00	164,754.00
TOTAL :		4,747,697.80

AS PER OUR REPORT OF EVEN DATE
13/2, CHOWRINGHEE TERRACE
KOLKATA - 700020

FOR Y. K. TRIVEDI & COMPANY
CHARTERED ACCOUNTANTS
FRN 327028E
(Y. K. TRIVEDI)
PROPRIETOR
MEMBERSHIP NO. 40408
UDIN :

DATE: 13.09.2023

For Susrut Eye Foundation & Research Centre

President / Secretray / Treasurer / Member



Susrut Eye Foundation & Research Centre
 BLOCK-HB, 36/A/1, SECTOR-II, SALT LAKE CITY, KOLKATA-91
 SCHEDULE - A. SALT LAKE UNIT FIXED ASSET AS ON 31.03.2023

PARTICULARS	RATE OF DEP. %	BALANCE AS ON 01.04.2022	ADDITION DURING THE YEAR	ASSET SOLD DURING THE YEAR	TOTAL	DEPRECIATION DURING THE PERIOD	W.D.V. ON 31.03.2023	ADDITION BEFORE 30.09.22	ADDITION AFTER 30.09.22	DEPRECIATION NOT TAKEN	TOTAL ADDITION
SALT LAKE											
A.C. MACHINE	15%	1,795,866.96			1,795,866.96	269,380.00	1,526,486.96				
AMBULANCE	15%	446,210.16			446,210.16	81,782.00	364,428.16				
ATTENDING MACHINE	15%	17,741.95			17,741.95	2,661.00	15,080.95				
CTV	15%	42,072,101.21	3,414,008.00		45,486,109.21	2,263,673.00	43,222,516.21	2,988,568.00	425,440.00		3,414,008.00
COMPUTER & ACCESSORIES	40%	1,009,509.62			1,009,509.62	1,424,197.62	1,226,312.00		210,194.00		414,688.00
ELECTRICAL INSTALLATION	10%	1,850,617.32	5,810,598.77		7,661,216.09	2,228,853.00	5,432,363.09	1,612,433.76	4,198,155.01		5,810,598.77
ELECTRICAL TRANSFORMER	15%	3,221,651.61			3,221,651.61	322,165.00	2,899,486.61				
EPBX SYSTEM	15%	72,786.95			72,786.95	10,918.00	61,868.95				
FAX MACHINE	10%	119,373.33			119,373.33	11,937.00	107,436.33				
FINGER PRINT MACHINE	15%	1,763.40			1,763.40	176.00	1,587.40				
FLAT	5%	3,451.00			3,451.00	2,933.00	518.00				
FURNITURE & FIXTURE	10%	132,861.20			132,861.20	6,643.00	126,218.20	593,124.00	1,571,348.00		2,164,472.00
GENERATOR	15%	2,400,277.18	2,164,472.00		4,564,749.18	377,908.00	4,186,841.18		1,725,000.00		1,725,000.00
HANDY & DIGITAL CAMERA	15%	213,880.20	1,725,000.00		1,938,880.20	361,457.00	1,777,423.20				
HOSPITAL & FIRE EQUIPMENTS	15%	4,673.90			4,673.90	701.00	3,972.90				
LAND	0%	1,138,053.17			1,138,053.17	170,708.00	967,345.17				
LIFT	15%	3,408,654.20			3,408,654.20	499,654.30	2,908,999.90				
MEDICAL INSTRUMENT (LEGION SYSTEM) IN KIND	15%	81,742,711.11			81,742,711.11	15,832,733.00	65,909,978.11				
MEDICAL INSTRUMENT (WALKER) IN KIND	15%	3,517,612.00			3,517,612.00	527,642.00	2,989,970.00				
MEDICAL LASER	15%	2,889,104.00			2,889,104.00	1,445,866.00	1,443,237.99		9,899,999.99		9,899,999.99
OFFICE EQUIPMENT	10%	2,306,781.30			2,306,781.30	346,017.00	1,960,764.30	71,109.00	86,249.00		157,358.00
PATHOLOGICAL INSTRUMENT	15%	1,801,725.72			1,801,725.72	1,821,487.72	79,969.75				
PESTICIDE CONTROL MACHINE	15%	94,081.75			94,081.75	14,112.00	79,969.75				
PUMP & TANK	15%	17,636.00			17,636.00	2,645.00	14,991.00		9,794.00		9,794.00
SIGN BOARD	15%	158,785.18	9,794.00		168,579.18	24,552.00	144,027.18				
SOUND SYSTEM (EYE CAMP)	15%	133,705.07			133,705.07	20,056.00	113,649.07				
SURGICAL INSTRUMENT	15%	358,309.35			358,309.35	53,296.00	305,013.35				
T.V. SET & DVD	15%	74,819.70			74,819.70	11,223.00	63,596.70				
WATER PURIFIER	15%	142,054.62			142,054.62	21,308.00	120,746.62				
XEROX MACHINE	15%	374,312.74			374,312.74	56,147.00	318,165.74				
BUILDING - Midanpur	5%	10,533,579.00			10,533,579.00	849,362.00	9,684,217.00	3,844,064.49	5,219,191.02		9,063,255.51
LAND	0%	7,000,000.00			7,000,000.00		7,000,000.00				
CCCTV	15%	14,700.00			14,700.00	2,205.00	12,495.00				
ELECTRICAL INSTALLATION	10%					6,299.00	115,673.09		125,972.09		125,972.09
PUMP & TANK	15%	36,000.00			36,000.00	2,700.00	33,300.00		36,000.00		36,000.00
	15%	106,523.00			106,523.00	15,978.00	90,545.00	106,523.00			106,523.00
GARIA											
LAND	0%	46,105,700.00	4,377,534.00		50,483,234.00		50,483,234.00	3,932,690.00	444,844.00		4,377,534.00
VANHUATA											
AMBULANCE	15%	33,741.65			33,741.65	5,061.00	28,680.65				
MEDICAL INSTRUMENT	15%	1,158.40			1,158.40	174.00	984.40				
TOTAL		217,215,935.61	73,407,350.64	400,000.00	290,223,286.25	25,997,586.00	264,225,700.25	25,659,076.55	47,748,274.09		73,407,350.64
FIXED ASSETS OF KISHANGANG											
A.C. MACHINE	15%	16,680.60			16,680.60	1,986.00	14,694.60				
FURNITURE & FIXTURE	10%	6,350.00			6,350.00	954.00	5,406.00				
TOTAL		23,030.60			23,030.60	2,940.00	20,090.60				
FIXED ASSETS OF NEW BUILDING - SALT LAKE											
FIXED ASSETS OF BEHRAMPUR		171,076,071.63	10,951,081.49		182,027,153.12	12,361,675.00	169,665,538.12	6,735,899.00	4,215,182.40		10,951,081.49
FIXED ASSETS OF KAMALGAZI		78,664,323.19	15,003,325.26		93,667,648.45	7,779,337.00	85,888,311.45	5,477,300.00	13,565,729.26		99,353,040.71
FIXED ASSETS OF HOWRAH		4,226,065.42	92,304.00		4,318,369.42	614,161.00	3,704,208.42	92,304.00			92,304.00
FIXED ASSETS OF METTAPUR		68,229.00	746,479.00		814,708.00	81,857.00	732,851.00	618,158.00			746,479.00
FIXED ASSETS OF SALT LAKE		4,174,748.11	67,724.00		4,242,472.11	703,731.00	3,538,741.11		128,320.00		67,724.00
FIXED ASSETS OF SECTOR-II		5,471,458.00	87,241.00		5,558,699.00	838,407.00	4,720,292.00		67,241.00		67,241.00
FIXED ASSETS OF SECTOR-III		4,649,092.41	229,142.00		4,878,234.41	708,604.00	4,169,630.41	174,151.00	54,991.00		229,142.00
GRAND TOTAL		485,538,600.03	104,497,409.39	400,000.00	594,112,838.42	49,702,775.00	544,410,063.42	38,717,188.55	65,780,220.84		85,494,080.13

AS PER OUR REPORT OF EVEN DATE
 132, CHOWRINGHEE TERRACE
 KOLKATA - 700020

FOR Y. K. TRIVEDI & COMPANY
 CHARTERED ACCOUNTANTS
 FIRM 311038



For Susrut Eye Foundation & Research Centre

For Susrut Eye Foundation & Research Centre
President / Secretary / Treasurer / Member

DATE: 13.09.2023

230404080333HL
 9195

Susrut Eye Foundation & Research Centre

BLOCK-HB, 36/A/1, SECTOR-III, SALT LAKE CITY, KOLKATA-91

SCHEDULE - 'A' SALT LAKE NEW BUILDING FIXED ASSET AS ON 31.03.2023

PARTICULARS	RATE OF DEP. %	BALANCE AS ON 01.04.2022 Rs.	ADDITION DURING THE YEAR Rs.	ASSET SALE DURING THE YEAR Rs.	TOTAL Rs.	DEPRECIATION During the period Rs.	W.D.V. ON 31.03.2023 Rs.	ADDITION BEFORE 30.09.22 Rs.	ADDITION AFTER 30.09.22 Rs.	DEPRECIATION NOT TAKEN Rs.	TOTAL ADDITION Rs.
SALT LAKE A.C.MACHINE BUILDING (NEW)	15%	3,851,193.61	431,882.00		4,283,075.61	639,236.00	3,643,839.61	388,882.00	43,000.00		431,882.00
CCTV	5%	134,340,851.02	4,707,903.38		139,048,754.40	6,893,044.00	132,155,710.40	2,332,169.00	2,375,734.38		4,707,903.38
COMPUTER & ACCESSORIES	15%	465,962.00			465,962.00	69,894.00	396,068.00				
ELECTRICAL INSTALLATION	40%	477,773.00	96,000.00		573,773.00	210,309.00	363,464.00		96,000.00		96,000.00
ELECTRICAL TRANSFORMER	10%	15,835,043.00	2,692,525.03		18,527,568.03	1,791,484.00	16,836,084.03	1,267,077.00	1,425,448.03		2,692,525.03
FURNITURE & FIXTURE	15%	6,264,584.00	2,203,034.00		8,467,618.00	1,270,143.00	7,197,475.00	2,203,034.00			2,203,034.00
GENERATOR	10%	1,285,598.00	370,332.08		1,655,930.08	151,843.00	1,504,087.08	95,332.00	275,000.08		370,332.08
HOSPITAL & FIRE EQUIPMENTS	15%	1,189,026.00			1,189,026.00	178,354.00	1,010,672.00				
LIFT	15%	4,010,142.00	449,405.00		4,459,547.00	668,932.00	3,790,615.00	449,405.00			449,405.00
MEDICAL INSTRUMENTS	15%	2,231,051.00			2,231,051.00	334,658.00	1,896,393.00				
PUMP & TANK	15%	306,918.00			306,918.00	46,038.00	260,880.00				
REVERSE OSMOSIS(RO) PLANT	15%	14,853.00			14,853.00	2,228.00	12,625.00				
UPS	15%	396,185.00			396,185.00	59,428.00	336,757.00				
		306,892.00			306,892.00	46,034.00	260,858.00				
TOTAL		171,076,071.63	10,951,081.49	-	182,027,153.12	12,361,625.00	169,665,528.12	6,735,899.00	4,215,182.49	-	10,951,081.49

AS PER OUR REPORT OF EVEN DATE
13/2, CHOWRINGHEE TERRACE
KOLKATA - 700020

FOR Y. K. TRIVEDI & COMPANY
CHARTERED ACCOUNTANTS
FRN 321028E

(Y. K. TRIVEDI)

PROPRIETOR

MEMBERSHIP NO. 40408

UDIN: 23040408136381191915

For Susrut Eye Foundation & Research Centre

Shil Santan Bageh.

President / Secretary / Treasurer / Member

DATE: 13.09.2023



Susrut Eye Foundation & Research Centre
BLOCK-HB, 36/A/1, SECTOR-III, SALT LAKE CITY, KOLKATA-106
SCHEDULE - BEHRAMPUR UNIT FIXED ASSETS AS ON 31.03.2023

PARTICULARS	RATE OF DEP. %	BALANCE AS ON 01.04.2022 Rs.	ADDITION DURING THE YEAR Rs.	TRANSFER Rs.	TOTAL Rs.	DEPRECIATION Rs.	W.D.V. ON 31.03.2023 Rs.	ADDITION BEFORE 30.09.22 Rs.	ADDITION AFTER 30.09.22 Rs.	DEPRECIATION NOT TAKEN Rs.	TOTAL ADDITION Rs.
A.C.MACHINE	15%	863,683.55	439,000.00		1,302,683.55	182,428.00	1,120,255.55	266,000.00	173,000.00		439,000.00
ATTENDANCE MACHINE	15%	28,386.00			28,386.00	4,258.00	24,128.00				
BUILDING	5%	57,021,615.67	1,438,557.00		58,460,172.67	2,909,874.00	55,550,298.67	913,183.00	525,374.00		1,438,557.00
BUS	15%	51,824.70			51,824.70	7,774.00	44,050.70				
CCTV	15%	403,173.00	198,317.00		601,490.00	84,321.00	517,169.00	119,623.00	78,694.00		198,317.00
COMPUTER & ACCESSORIES	40%	257,277.28	958,682.00		1,215,959.28	400,206.00	815,753.28	527,794.00	430,888.00		958,682.00
ELECTRICAL INSTALLATION	10%	1,010,626.60			1,010,626.60	101,063.00	909,563.60				
EPBX SYSTEM	10%	29,010.00			29,010.00	2,901.00	26,109.00				
EURO CLEANER	10%	1,438.80			1,438.80	144.00	1,294.80				
FAN & EMERGENCY LIGHTS	15%	6,028.95			6,028.95	904.00	5,124.95				
HOSPITAL & FIRE EQUIPMENTS	15%	708,447.00			708,447.00	116,688.00	591,759.00				
FRIDGE	10%	1,780.40			1,780.40	178.00	1,602.40	2,300.00	134,343.00		136,643.00
FURNITURE & FIXTURE	10%	2,270,725.30	267,388.00		2,538,113.30	240,442.00	2,297,671.30		267,388.00		267,388.00
GLASS GRINDING MACHINE	15%	3,135.35			3,135.35	470.00	2,665.35				
GENERATOR	15%	106,928.00			106,928.00	16,684.00	90,244.00		8,600.01		8,600.01
LEASE LAND	0	1.00			1.00		1.00				
LIFT	15%	609,083.00			609,083.00	91,362.00	517,721.00				
MEDICAL EQUIPMENTS	15%	9,999,254.37	14,500,265.09	400,000.00	24,099,519.46	2,787,930.00	21,311,589.46	3,473,620.00	11,026,645.09		14,100,265.09
MEDICAL INSTRUMENT	15%	4,290,151.03			4,290,151.03	643,523.00	3,646,628.03				
OFFICE EQUIPMENTS	10%	166,604.70			166,604.70	17,302.00	149,302.70		12,840.00		12,840.00
PROJECTOR & ACCESSORIES	15%	7,796.90			7,796.90	1,170.00	6,626.90				
PUMPS & TANKS	15%	66,130.00			66,130.00	9,920.00	56,210.00				
SOUND SYSTEM	15%	5,759.25			5,759.25	864.00	4,895.25				
SURGICAL INSTRUMENT	15%	131,192.29			131,192.29	19,679.00	111,513.29				
T.V. SET	15%	99,134.85			99,134.85	14,870.00	84,264.85				
WATER PURIFIER	10%	216,404.20			216,404.20	43,724.00	172,680.20				
GVC			324,662.00		324,662.00		324,662.00	117,015.00	207,647.00		324,662.00
FURNITURE & FIXTURE - GVC	10%	74,641.00	686,085.16		760,726.16	41,768.00	718,958.16		686,085.16		686,085.16
GVC Renovation	15%	234,090.00	32,290.00		266,380.00	38,890.00	227,490.00	18,065.00	14,225.00		32,290.00
GRAND TOTAL		78,664,323.19	19,003,329.26	400,000.00	97,267,652.45	7,779,337.00	89,488,315.45	5,437,600.00	13,565,729.26	0.00	18,603,329.26

AS PER OUR REPORT OF EVEN DATE
13/2, CHOWRINGHEE TERRACE
KOLKATA - 700020

FOR Y. K. TRIVEDI & COMPANY
CHARTERED ACCOUNTANTS
FRN 321028E

For Susrut Eye Foundation & Research Centre
Shilanku Banerjee

President / Secretary / Treasurer / Member

DATE: 13.09.2023



(Y. K. TRIVEDI)
PROPRIETOR
MEMBERSHIP NO. 40408
UDIN

230404081361881119195

Susrut Eye Foundation & Research Centre
BLOCK-HB, 36/A/1, SECTOR-III, SALT LAKE CITY, KOLKATA-106

SCHEDULE - KAMALGAZI FIXED ASSETS AS ON 31.03.2023

PARTICULARS	RATE OF DEP. %	BALANCE AS ON 01.04.2022 Rs.	ADDITION DURING THE YEAR Rs.	TRANSFER Rs.	TOTAL Rs.	DEPRECIATION Rs.	W.D.V. ON 31.03.2023 Rs.	ADDITION BEFORE ADDITION AFTER 30.09.22 Rs.	DEPRECIATION NOT TAKEN Rs.	TOTAL ADDITION Rs.
A C MACHINE	15%	346,208.00			346,208.00	51,931.00	294,277.00	-		-
ATTENDANCE MACHINE	15%	11,395.00			11,395.00	1,709.00	9,686.00	-		-
CCTV	15%	94,766.00			94,766.00	14,215.00	80,551.00	-		-
COMPUTER & ACCESSORIES	40%	109,370.00	35,900.00		145,270.00	58,108.00	87,162.00	35,900.00		35,900.00
EPBX SYSTEMS	10%	135,782.00			135,782.00	13,578.00	122,204.00	-		-
FURNITURE & FIXTURE	10%	14,685.00			14,685.00	7,109.00	63,980.00	-		-
OFFICE RENOVATION	10%	1,465,087.84	56,404.00		1,465,087.84	146,509.00	1,318,578.84	56,404.00		56,404.00
OFFICE EQUIPMENTS	10%	5,947.00			5,947.00	595.00	5,352.00	-		-
MEDICAL INSTRUMENTS	15%	1,793,237.58			1,793,237.58	268,986.00	1,524,251.58	-	0	-
REVERSE OSMOSIS (RO) PLANT	15%	230,756.00			230,756.00	34,613.00	196,143.00	-		-
TV SET	15%	18,831.00			18,831.00	2,825.00	16,006.00	-		-
GRAND TOTAL		4,226,065.42	92,304.00	-	4,318,369.42	600,178.00	3,718,191.42	92,304.00	-	92,304.00

AS PER OUR REPORT OF EVEN DATE
13/2, CHOWRINGHEE TERRACE
KOLKATA - 700020

FOR Y. K. TRIVEDI & COMPANY
CHARTERED ACCOUNTANTS
FRN 321028E



For Susrut Eye Foundation & Research Centre

Shri Sanjay Dasgupta

President / Secretary / Treasurer / Member

DATE: 13.09.2023

(Y. K. TRIVEDI)
PROPRIETOR
MEMBERSHIP NO. 40408
UDIN :

23040408130138HL0195

Susrut Eye Foundation & Research Centre
 BLOCK-HB, 36/A/1, SECTOR-III, SALT LAKE CITY, KOLKATA-106
 SCHEDULE - HOWRAH UNIT FIXED ASSETS AS ON 31.03.2023

PARTICULARS	RATE OF DEP. %	BALANCE AS ON 01.04.2022 Rs.	ADDITION DURING THE YEAR Rs.	TRANSFER Rs.	TOTAL Rs.	DEPRECIATION Rs.	W.D.V. ON 31.03.2023 Rs.	ADDITION BEFORE 30.09.22 Rs.	ADDITION AFTER 30.09.22 Rs.	TOTAL ADDITION Rs.
COMPUTER & ACCESSORIES	40%	9,275.00			9,275.00	3,710.00	5,565.00		-	-
MEDICAL INSTRUMENT	15%	45,018.00			45,018.00	6,753.00	38,265.00		-	-
OFFICE EQUIPMENTS	10%	13,936.00			13,936.00	1,394.00	12,542.00		-	-
GRAND TOTAL		68,229.00	0.00	-	68,229.00	11,857.00	56,372.00	0.00	0.00	0.00

AS PER OUR REPORT OF EVEN DATE
 13/2, CHOWRINGHEE TERRACE
 KOLKATA - 700020

FOR Y. K. TRIVEDI & COMPANY
 CHARTERED ACCOUNTANTS
 FRN 321028E



(Y. K. TRIVEDI)
 PROPRIETOR

MEMBERSHIP NO. 40408

UDIN :

For Susrut Eye Foundation & Research Centre

DATE : 13.09.2023

President / Secretary / Treasurer / Member

Susrut Eye Foundation & Research Centre
BLOCK-HB, 36/A/1, SECTOR-III, SALT LAKE CITY, KOLKATA-106
SCHEDULE -METIABURZ UNIT FIXED ASSETS AS ON 31.03.2023

PARTICULARS	RATE OF DEP. %	BALANCE AS ON 01.04.2022 Rs.	ADDITION DURING THE YEAR Rs.	TRANSFER Rs.	TOTAL Rs.	DEPRECIATION Rs.	W.D.V. ON 31.03.2023 Rs.	ADDITION BEFORE 30.09.22 Rs.	ADDITION AFTER 30.09.22 Rs.	DEPRECIATION NOT TAKEN Rs.	TOTAL ADDITION Rs.
A.C.MACHINE	15%	384,615.00			384,615.00	57,692.00	326,923.00				
CCTV	15%	32,740.00			32,740.00	4,911.00	27,829.00				
COMPUTER & ACCESSORIES	40%	130,096.00			130,096.00	52,038.00	78,058.00				
ELECTRICAL INSTALLATION	10%	527,557.00			527,557.00	52,756.00	474,801.00				
FURNITURE & FIXTURE	10%	390,384.00	102,802.00		493,186.00	44,179.00	449,007.00		102,802.00		102,802.00
MEDICAL INSTRUMENT	15%	1,194,167.00	618,158.00		1,812,325.00	271,849.00	1,540,476.00	618,158.00			618,158.00
OFFICE EQUIPMENTS	10%	105,710.00			105,710.00	10,571.00	95,139.00				
OFFICE RENOVATION	15%	1,226,176.17	25,518.00		1,251,694.17	185,840.00	1,065,854.17		25,518.00		25,518.00
WATER PURIFIER	15%	159,299.00			159,299.00	23,895.00	135,404.00				
GRAND TOTAL		4,150,744.17	746,478.00	-	4,897,222.17	703,731.00	4,193,491.17	618,158.00	128,320.00	-	746,478.00

AS PER OUR REPORT OF EVEN DATE
 13/2, CHOWRINGHEE TERRACE
 KOLKATA - 700020

FOR Y. K. TRIVEDI & COMPANY
 CHARTERED ACCOUNTANTS
 FRN 321028E



For Susrut Eye Foundation & Research Centre

Shree Sanjiban Bagchi

President / Secretary / Treasurer / Member

DATE: 13.09.2023

(Y. K. TRIVEDI)

PROPRIETOR

MEMBERSHIP NO. 40408

UDIN :

23040408B678HL9195

Susrut Eye Foundation & Research Centre
BLOCK-HB, 36/A/1, SECTOR-III, SALT LAKE CITY, KOLKATA-106
SCHEDULE -SALKIA UNIT FIXED ASSETS AS ON 31.03.2023

PARTICULARS	RATE OF DEP. %	BALANCE AS ON 01.04.2022 Rs.	ADDITION DURING THE YEAR Rs.	TRANSFER Rs.	TOTAL Rs.	DEPRECIATION Rs.	W.D.V. ON 31.03.2023 Rs.	ADDITION BEFORE 30.09.22 Rs.	ADDITION AFTER 30.09.22 Rs.	DEPRECIATION NOT TAKEN Rs.	TOTAL ADDITION Rs.
A.C.MACHINE	15%	667,954.00			667,954.00	100,193.00	567,761.00				
COMPUTER & ACCESSORIES	40%	161,643.00			161,643.00	72,262.00	127,405.00		38,024.00		38,024.00
CCTV	15%	788.00	38,024.00		38,812.00	118.00	670.00				
ELECTRICAL INSTALLATION	10%	257,572.00			257,572.00	25,757.00	231,815.00				
FURNITURE	10%	217,021.00			217,021.00	21,702.00	195,319.00				
HOSPITAL & FIRE EQUIPMENTS	15%	14,929.00			14,929.00	2,239.00	12,690.00				
MEDICAL INSTRUMENT	15%	2,187,145.00	29,700.00		2,216,845.00	330,299.00	1,886,546.00		29,700.00		29,700.00
OFFICE EQUIPMENTS	10%	176,486.00			176,486.00	17,649.00	158,837.00				
OFFICE RENOVATION	15%	1,628,621.00			1,628,621.00	244,293.00	1,384,328.00				
WATER PURIFIER	15%	159,299.00			159,299.00	23,895.00	135,404.00				
GRAND TOTAL		5,471,458.00	67,724.00	-	5,539,182.00	838,407.00	4,700,775.00	-	67,724.00	-	67,724.00

AS PER OUR REPORT OF EVEN DATE
13/2, CHOWRINGHEE TERRACE
KOLKATA - 700020

FOR Y. K. TRIVEDI & COMPANY
CHARTERED ACCOUNTANTS
FRN 321028E



For Susrut Eye Foundation & Research Centre

Shri Sandhya Banerjee

President / Secretary / Treasurer / Member

DATE: 13.09.2023

(Y. K. TRIVEDI)
PROPRIETOR
MEMBERSHIP NO. 40408
UDIN

53040408 BGRHLC195

Susrut Eye Foundation & Research Centre

BLOCK-HB, 36/A/1, SECTOR-III, SALT LAKE CITY, KOLKATA-106

SCHEDULE - BURDWAN UNIT FIXED ASSETS AS ON 31.03.2023

PARTICULARS	RATE OF DEP. %	BALANCE AS ON 01.04.2022 Rs.	ADDITION DURING THE YEAR Rs.	TRANSFER Rs.	TOTAL Rs.	DEPRECIATION Rs.	W.D.V. ON 31.03.2023 Rs.	BEFORE 30.09.22 Rs.	AFTER 30.09.22 Rs.
A.C.MACHINE	15%	402,887.00			402,887.00	60,433.00	342,454.00		-
ATTENDANCE MACHINE	15%	13,729.00			13,729.00	2,059.00	11,670.00		-
CCTV	15%	36,209.20			36,209.20	5,431.00	30,778.20		-
COMPUTER & ACCESSORIES	40%	115,790.12			115,790.12	46,316.00	69,474.12		-
FURNITURE & FIXTURE	10%	186,889.10			186,889.10	18,689.00	168,200.10		-
GENERATOR	15%	191,315.00			191,315.00	28,697.00	162,618.00		-
HOSPITAL FIRE EQUIPMENTS	15%	249,130.00			249,130.00	37,370.00	211,760.00		-
MEDICAL EQUIPMENTS	15%	1,301,202.99			1,301,202.99	195,180.00	1,106,022.99		-
OFFICE EQUIPMENTS	10%	30,199.00			30,199.00	3,020.00	27,179.00		-
OFFICE RENOVATION	15%	1,961,693.00			1,961,693.00	294,254.00	1,667,439.00		-
PUMP & TANK	15%	23,015.00			23,015.00	3,452.00	19,563.00		-
WATER PURIFIER & RO PLANT	10%	137,033.00			137,033.00	13,703.00	123,330.00		-
GRAND TOTAL		4,649,092.41	-	-	4,649,092.41	708,604.00	3,940,488.41	-	-

AS PER OUR REPORT OF EVEN DATE
13/2, CHOWRINGHEE TERRACE
KOLKATA - 700020

FOR Y. K. TRIVEDI & COMPANY
CHARTERED ACCOUNTANTS
FRN 321028E

For Susrut Eye Foundation & Research Centre

Shri Sandeep Dasgupta

President / Secretray / Treasurer / Member



(Y. K. TRIVEDI)

PROPRIETOR

MEMBERSHIP NO. 40408

UDIN :

DATE : 13.09.2023

2304008 B6738 HL 9195

Susrut Eye Foundation & Research Centre
BLOCK-HB, 36/A/1, SECTOR-III, SALT LAKE CITY, KOLKATA-106
SCHEDULE - HATIBAGAN UNIT FIXED ASSETS AS ON 31.03.2023

PARTICULARS	RATE OF DEP. %	BALANCE AS ON 01.04.2022 Rs.	ADDITION DURING THE YEAR Rs.	TRANSFER Rs.	TOTAL Rs.	DEPRECIATION Rs.	W.D.V. ON 31.03.2023 Rs.	ADDITION BEFORE 30.09.22 Rs.	ADDITION AFTER 30.09.22 Rs.	DEPRECIATION NOT TAKEN Rs.	TOTAL ADDITION Rs.
A.C.MACHINE	15%	737,204.00			737,204.00	110,581.00	626,623.00			-	-
CCTV	15%	36,883.00			36,883.00	5,532.00	31,351.00			-	-
COMPUTER & ACCESSORIES	40%	84,075.00			84,075.00	35,907.00	59,555.00		11,387.00	-	11,387.00
FURNITURE & FIXTURE	10%	173,318.00	11,387.00		184,705.00	28,700.00	156,005.00	97,276.00	32,804.00	-	130,080.00
MEDICAL INSTRUMENTS	15%	1,136,266.00	40,900.00		1,177,166.00	176,575.00	1,000,591.00	40,900.00		-	40,900.00
OFFICE EQUIPMENTS	10%	162,043.00			162,043.00	16,204.00	145,839.00			-	-
OFFICE RENOVATION	15%	2,101,108.00	46,775.00		2,147,883.00	321,372.00	1,826,511.00	35,975.00	10,800.00	-	46,775.00
WATER PURIFIER & RO PLANT	10%	45,932.00			45,932.00	4,593.00	41,339.00			-	-
GRAND TOTAL		4,476,829.00	229,142.00	-	4,705,971.00	699,464.00	4,006,507.00	174,151.00	54,991.00	-	229,142.00

AS PER OUR REPORT OF EVEN DATE
13/2, CHOWRINGHEE TERRACE
KOLKATA - 700020

FOR Y. K. TRIVEDI & COMPANY
CHARTERED ACCOUNTANTS
FRN 321028E



(Y. K. TRIVEDI)
PROPRIETOR
MEMBERSHIP NO. 40408
UDIN :

For Susrut Eye Foundation & Research Centre

Susrut Eye Foundation & Research Centre
President / Secretary / Treasurer / Member

DATE: 13.09.2023

23040408030738HL9195

SUSRUT EYE FOUNDATION & RESEARCH CENTRE
BLOCK - HB, 36/A/1, SECTOR - III, SALT LAKE CITY, KOLKATA - 700 106
SCHEDULE - FCRA FIXED ASSETS AS ON 31.03.2023

FIXED ASSETS	Rate %	WDV AS ON 01.04.2022	ADDITIONS DURING THE YEAR	TOTAL AS ON 31.03.2023	DEPRECIATION FOR THE YEAR	WDV AS ON 31.03.2023	ADDITION BEFORE 30.09.22	ADDITION AFTER 30.09.22
		Rs.	Rs.	Rs.	Rs.	Rs.		
MEDICAL INSTRUMENT - 3	15	5,479,519.34		5,479,519.34	821,928.00	4,657,591.34	-	
SMALL EQUIPMENT (ORBIS COMP. PRG)	15	43,102.00		43,102.00	6,465.00	36,637.00		
MEDICAL EQUIPMENT (ORBIS COMP. PRG)	15	6,759,670.00	-	6,759,670.00	1,013,951.00	5,745,719.00	-	-
FURNITURE & FIXTURE	10	12,892.60		12,892.60	1,289.00	11,603.60		
BPL CARD MACHINE	15	3,095.00		3,095.00	464.00	2,631.00		
COMPUTER	40	88,392.00		88,392.00	35,357.00	53,035.00		
MULTIMEDIA PROJECTOR	15	4,009.00		4,009.00	601.00	3,408.00		
UPS	15	5,861.60		5,861.60	879.00	4,982.60		
DIGITAL THERMOMETER	15	2,372.00		2,372.00	356.00	2,016.00		
DIGITAL CAMERA	15	3,485.00		3,485.00	523.00	2,962.00		
PRINTER AND SCANNER	15	24,343.00		24,343.00	3,651.00	20,692.00		
SOUND SYSTEM	15	5,386.00	81,368.00	86,754.00	6,911.00	79,843.00		81,368.00
WATER PURIFIER	15	22,328.00		22,328.00	3,349.00	18,979.00		
WATER COOLER	15	11,966.00		11,966.00	1,795.00	10,171.00		
AMPLIFIER & SPEAKER	15	13,082.00		13,082.00	1,962.00	11,120.00		
MEDICAL INSTRUMENTS - 2	15	78,843.00		78,843.00	11,826.00	67,017.00		
LAPTOP	40	615.00		615.00	246.00	369.00		
MOBILE VISION VAN	15	1,056,933.00		1,056,933.00	158,540.00	898,393.00		
AMBULANCE CAR	15	369,384.00		369,384.00	55,408.00	313,976.00		
OPHTHALMIC EQUIPMENT	15	2,144,310.00		2,144,310.00	321,647.00	1,822,663.00		
SOFTWARE	40	51,995.00		51,995.00	20,798.00	31,197.00		
SOLAR POWER PLANT SYSTEM	40	796,068.00	-	796,068.00	318,427.00	477,641.00	-	-
ELECTRIC SCOOTY	40	-	443,980.00	443,980.00	177,592.00	266,388.00	443,980.00	
MEDICAL INSTRUMENT	15	-	2,003,018.00	2,003,018.00	150,226.00	1,852,792.00	-	2,003,018
		16,977,651.54	2,528,366.00	19,506,017.54	3,114,191.00	16,391,826.54	443,980.00	2,084,386.00

AS PER OUR REPORT OF EVEN DATE
13/2, CHOWRINGHEE TERRACE
KOLKATA - 700020

FOR Y. K. TRIVEDI & COMPANY
CHARTERED ACCOUNTANTS
FRN 321028E

DATE: 13.09.2023

0

(Y. K. TRIVEDI)
PROPRIETOR

UDIN: 2304040813617814
9/95



For Susrut Eye Foundation & Research Centre

Shri Saman Bagchi

President / Secretary / Treasurer / Member

AUDITED FINANCE REPORT

FY 2021-2022

SUSRUT EYE FOUNDATION & RESEARCH CENTRE

HB-36/A/1, Sec. - III, Salt Lake City, Kolkata - 700 106

BALANCE SHEET AS AT 31.03.2022

SOURCES	RS.	RS.
1. CORPUS FUND		
AS PER LAST ACCOUNT		25,000.00
2. GENERAL FUND		
AS PER LAST ACCOUNT	1,12,52,51,140.60	
ADD: EXCESS OF INCOME OVER EXPENDITURE	21,16,36,612.53	1,33,68,87,753.13
3. CURRENT LIABILITIES		
SUNDRY CREDITORS		2,06,46,617.99
CAUTION MONEY REFUNDABLE (D' OPT & DNB)		83,727.00
SECURITY DEPOSIT		16,55,547.00
TDS, ESI & OTHERS PAYABLE		4,11,868.00
		1,35,97,10,513.12
APPLICATION		
FIXED ASSETS - SCHEDULE - A		49,00,15,429.03
INVESTMENT		
i) FDR WITH BANKS		
FOR SALT LAKE		30,45,92,216.20
FOR BERHAMPORE		26,19,99,499.63
ii) IN SHARES		3,30,00,000.00
CURRENT ASSETS		
SUNDRY DEBTORS		4,69,88,085.45
TDS & TCS RECEIVABLE		5,35,93,024.97
ADVANCE TO PARTIES		
ADVANCE- TO PARTY	2,26,12,467.72	
ADVANCE- NEW BUILDING WIP	34,80,070.44	2,60,92,538.16
SECURITY DEPOSIT		
SECURITY DEPOSIT (SALT LAKE)	57,33,198.72	
SECURITY DEPOSIT (KAMALGAZI)	8,68,500.00	
SECURITY DEPOSIT (SALKIA)	10,82,200.00	
SECURITY DEPOSIT (METIABURZ)	2,29,450.00	
SECURITY DEPOSIT (BERHAMPORE)	15,78,246.00	94,91,594.72
CASH AT BANK } Schedule - B		13,11,86,380.43
CASH IN HAND		27,43,674.00
F.C.R. A FUND		8,070.53
		1,35,97,10,513.12
<p>AS PER OUR REPORT OF EVEN DATE 13/2, CHOWRINGHEE TERRACE KOLKATA - 700020</p> <p>FOR Y. K. TRIVEDI & COMPANY CHARTERED ACCOUNTANTS FRN 321028E</p> <p>(Y. K. TRIVEDI) PROPRIETOR MEMBERSHIP NO. 40408 UDIN : 22040408AVXTQR 9273</p> <p>DATE: 26.09.2022</p>		

For Susrut Eye Foundation & Research Centre

President / Secretary / Treasurer / Member

SUSRUT EYE FOUNDATION & RESEARCH CENTRE

HB-36/A/1, Sec. - III, Salt Lake City, Kolkata - 700 106

CASH & BANK SCHEDULE - B AS AT 31.03.2022

	RS.	RS.
CASH AT BANK		
CANARA BANK		
S.B. A / C 2549101011284-SALT LAKE	49,65,881.26	
S.B. A / C 2549101010642-SALT LAKE	1,54,60,370.85	
S.B. A / C 2549101013115-SALT LAKE	60,87,350.36	
S.B. A / C 2549214000015-METIABURZ	12,88,360.40	
S.B. A / C 2549214000016-SALKIA	8,99,708.80	
S.B. A / C 2549214000017- HATIBAGAN	6,93,894.20	
S.B. A / C 2549101016890 - SALT LAKE	14,08,597.94	
S.B. A / C 12524 (VANMUKTA)	61,368.07	
S.B. A / C 0303101027907- SALT LAKE	26,892.94	
S.B. A / C 2549101015290- SALT LAKE	32,96,403.00	
CA A/C 2549206000001- SALT LAKE	15,19,611.63	
CA A/C 2859214000020-BEHRAMPORE	1,02,27,526.00	
S.B. A/C 2549101017116-BEHRAMPORE	11,93,737.00	
S.B. A/C 2549101017117-BEHRAMPORE	20,77,136.00	
S.B. A/C 2549101014769-SALT LAKE	5,74,632.00	4,97,81,470.45
STATE BANK OF INDIA		
S.B. A / C 10826662087- SALT I	28,164.58	
S.B. A / C 38361727079-METIABURZ		
S.B. A / C 37716281859-KAMALGAZI	62,86,728.42	
S.B. A / C 37716400549-KAMALGAZI	1,14,90,927.32	
S.B. A / C 38361727910 -SALKIA	9,95,485.80	
S.B. A / C 39095477213 -SALKIA	56,67,247.14	
S.B. A / C 39178459134 - METIABURZ	27,33,172.13	
S.B. A / C 11293852222-BEHRAMPORE	2,38,661.43	
S.B. A / C 10826658037-PROJECT FUND	46,733.00	
S.B. A / C 31155857865-On line- SALT LAKE	9,20,724.18	
S.B. A / C 30692806202-PURULIA	4,88,207.00	2,88,96,051.00
BANK OF BARODA		
S.B. A / C 29460100001212-SALT LAKE	5,49,470.00	
S.B. A / C 29460100003151- SALT LAKE	8,06,072.50	13,55,542.50
AXIS BANK LTD		
S.B. A / C -319010100308434-SALT LAKE (CVS)	10,496.10	
S.B. A / C -911010011566720-SALT LAKE (CVS)	64,15,708.42	
S.B. A / C 163010100144131-BEHRAMPORE	37,185.70	
S.B. A / C 910010026201945-BEHRAMPORE	21,10,649.30	
S.B. A / C 91001006871657- Pharmacy-BEHRAMPORE	6,54,498.00	
S.B. A / C 163010100171007-BEHRAMPORE	56,57,047.73	
CA A / C 915020017713486-BEHRAMPORE	13,28,026.08	
CA A / C 915020017713415-BEHRAMPORE	53,896.00	1,62,67,507.33
STANDARD CHARTERED BANK		
S.B. A / C 32510267746-SALT LAKE	87,397.41	87,397.41
IDBI BANK		
S.B. A / C 0184104000091905-SALT LAKE	38,92,722.88	
S.B. A / C 0184104000091914 -SALT LAKE	96,77,577.91	
S.B. A / C 0184104000091923-SALT LAKE	33,42,196.49	
S.B. A / C 01841040000271196 - KAMALGAZI	8,85,819.00	
S.B. A / C 0184104000098263-BEHRAMPORE	53,29,183.35	2,31,27,499.63
UNITED BANK OF INDIA		
S.B. A / C 1096050101455-SALT LAKE	84,763.00	84,763.00
KOTAK MAHINDRA BANK		
S.B. A / C 1815167063 -SALT LAKE	10,764.75	10,764.75
ICICI BANK		
S.B. A / C 110301002429 -SALT LAKE	1,15,05,783.86	
S.B. A / C 127305000991 - HATIBAGAN	69,600.50	1,15,75,384.36
TOTAL :		13,11,86,380.43
CASH IN HAND		
AT HOSPITAL		
SALT LAKE	11,77,312.00	
BEHRAMPORE	5,74,900.00	
KAMALGAZI	10,500.00	
METIABURZ	2,83,500.00	
SALKIA	5,51,100.00	
HATIBAGAN	59,500.00	
HOWRAH	-	26,56,812.00
PETTY CASH		
SALT LAKE	25,625.00	
BEHRAMPORE	6,908.00	
KAMALGAZI	2,940.00	
METIABURZ	15,749.00	
SALKIA	35,640.00	86,862.00
TOTAL :		27,43,674.00
AS PER OUR REPORT OF EVEN DATE 13/2, CHOWRINGHEE TERRACE KOLKATA - 700020	FOR Y. K. TRIVEDI & COMPANY CHARTERED ACCOUNTANTS FRN 321006 (Y. K. TRIVEDI) PROPRIETOR MEMBERSHIP NO. 40408 UDIN : 12040408 A V R T @ @ 9 273	



For Susrut Eye Foundation & Research Centre

President / Secretary / Treasurer / Member

Susrut Eye Foundation & Research Centre
BLOCK-HB, 36/A/1, SECTOR-III, SALT LAKE CITY, KOLKATA-91

SCHEDULE - 'A' SALT LAKE UNIT FIXED ASSET AS ON 31.03.2022

PARTICULARS	RATE OF DEP. %	BALANCE AS ON 01.04.2021 Rs.	ADDITION DURING THE YEAR Rs.	Asset Sale DURING THE YEAR Rs.	TOTAL Rs.	DEPRECIATION During the period Rs.	W.D.V. ON 31.03.2022 Rs.	ADDITION BEFORE 30.09.2021 Rs.	ADDITION AFTER 30.09.2021 Rs.	DEPRECIATION NOT TAKEN Rs.	TOTAL ADDITION Rs.
SALT LAKE											
A.C MACHINE	15%	20,24,846.96	87,938.00		21,12,784.96	3,16,918.00	17,95,866.96	87,938.00	-	-	87,938.00
AMBULANCE	15%	6,41,423.16			6,41,423.16	96,213.00	5,45,210.16	-	-	-	-
ATTENDING MACHINE	15%	20,872.95	82,45,777.40		20,872.95	20,22,796.00	4,20,72,181.21	9,66,124.00	72,79,653.40	-	82,45,777.40
BUILDING	5%	3,58,49,156.81			3,58,49,156.81	1,78,149.00	10,09,599.62	-	-	-	-
CC TV	15%	11,87,658.62	6,84,817.00		30,43,361.32	11,82,744.00	18,60,617.32	5,11,812.00	1,71,005.00	-	6,84,817.00
COMPUTER & ACCESSORIES	40%	23,50,544.32	9,43,495.00		35,79,612.61	3,57,961.00	32,21,651.61	9,43,495.00	-	-	9,43,495.00
ELECTRICAL INSTALLATION	10%	20,26,117.61			20,26,117.61	12,845.00	72,786.95	-	-	-	-
ELECTRICAL TRANSFORMER	15%	85,631.95			85,631.95	13,264.00	1,19,373.33	-	-	-	-
EPBX SYSTEM	10%	1,32,637.33			1,32,637.33	196.00	1,763.40	-	-	-	-
FAX MACHINE	10%	1,959.40			1,959.40	609.00	3,451.00	-	-	-	-
FINGER PRINT MACHINE	10%	4,060.00			4,060.00	693.00	3,367.00	-	-	-	-
FLAT	5%	1,39,854.20			1,39,854.20	2,66,698.00	24,00,277.18	48,800.00	-	-	48,800.00
FURNITURE & FIXTURE	10%	28,18,175.18	12,300.00		28,18,175.18	37,743.00	2,13,880.20	12,300.00	-	-	12,300.00
GENERATOR	15%	2,39,323.20			2,39,323.20	825.00	4,673.90	-	-	-	-
HANDY & DIGITAL CAMERA	15%	5,698.90			5,698.90	1,96,828.00	11,38,053.17	50,625.00	45,395.00	-	96,020.00
HOSPITAL & FIRE EQUIPMENTS	15%	12,38,861.17	96,020.00		13,34,881.17	1,96,828.00	11,38,053.17	50,625.00	45,395.00	-	96,020.00
LIFT	0%	4,00,658.20			4,00,658.20	3,98,085.00	30,26,902.72	13,69,000.00	15,42,179.00	-	20,11,179.00
MEDICAL INSTRUMENT	15%	5,12,608.72	29,11,179.00		34,24,887.72	1,23,24,155.00	8,17,47,444.87	47,71,886.51	9,27,295.84	1,11,41,084.87	1,68,85,367.22
MEDICAL INSTRUMENT (LEGION SYSTEM) IN KIND	15%	7,72,36,332.65	1,60,85,267.22		9,41,21,599.87	1,23,24,155.00	8,17,47,444.87	47,71,886.51	9,27,295.84	1,11,41,084.87	1,68,85,367.22
MEDICAL INSTRUMENT (WALKER) IN KIND	15%	41,38,367.00			41,38,367.00	3,80,198.00	35,17,612.00	-	-	-	-
MOTOR CAR	15%	50,69,302.00			50,69,302.00	3,80,198.00	35,17,612.00	-	-	-	-
OFFICE EQUIPMENT	15%	27,13,860.36	50,69,302.00		77,83,162.36	4,07,079.00	23,06,781.30	22,892.00	98,560.00	-	1,21,452.00
PATHOLOGICAL INSTRUMENT	15%	86,044.75	24,640.00		1,10,684.75	16,603.00	94,081.75	24,640.00	-	-	24,640.00
PEST CONTROL MACHINE	15%	20,748.00			20,748.00	3,112.00	17,636.00	-	-	-	-
PUMP & TANK	15%	1,86,809.18			1,86,809.18	28,021.00	1,58,788.18	-	-	-	-
SIGN BOARD	15%	1,57,300.07	3,700.00		1,57,300.07	62,702.00	3,55,309.35	3,700.00	-	-	3,700.00
SOUND SYSTEM (CAMP)	15%	4,14,311.35			4,14,311.35	88,022.70	74,819.70	-	-	-	-
SURGICAL INSTRUMENT	15%	88,022.70			88,022.70	13,203.00	74,819.70	-	-	-	-
T.V. SET & DVD	15%	1,67,127.62			1,67,127.62	25,068.00	1,42,059.62	-	-	-	-
WATER PURIFIER	15%	4,40,367.74			4,40,367.74	66,055.00	3,74,312.74	-	-	-	-
XEROX MACHINE	15%	9,680.18			9,680.18	1,452.00	8,228.18	-	-	-	-
BUILDING (NEW WTP) - Madanpur											
LAND	0%	37,32,699.00	68,15,580.00		1,05,48,279.00	-	1,05,48,279.00	-	-	-	68,15,580.00
			70,00,000.00		70,00,000.00	-	70,00,000.00	-	-	-	70,00,000.00
GARIA											
LAND	0%	4,61,05,700.00			4,61,05,700.00	-	4,61,05,700.00	-	-	-	-
VAHMIKTA											
AMBULANCE	15%	39,695.65			39,695.65	5,954.00	33,741.65	-	-	-	-
MEDICAL INSTRUMENT	15%	1,362.40			1,362.40	204.00	1,158.40	-	-	-	-
TOTAL		18,75,37,164.99	4,89,50,267.62	-	23,65,37,432.61	1,93,21,497.00	21,72,15,935.61	88,13,212.51	1,51,80,398.24	2,49,56,664.87	4,89,50,267.62
FIXED ASSETS OF KISHANGANJ											
A.C MACHINE	15%	18,949.60			18,949.60	2,269.00	16,680.60	-	-	-	-
FURNITURE & FIXTURE	10%	7,482.00			7,482.00	1,122.00	6,360.00	-	-	-	-
FIXED ASSETS OF NEW BUILDING - SALT LAKE											
FIXED ASSETS OF BEHRAMPUR											
FIXED ASSETS OF KAMALGAZI											
FIXED ASSETS OF HOWRAH											
FIXED ASSETS OF HETIABURZ											
FIXED ASSETS OF SALT LAKE											
FIXED ASSETS OF BURDWAN											
FIXED ASSETS OF HATIBAGAN											
GRAND TOTAL		46,02,07,691.80	7,10,87,593.23	-	53,12,95,195.03	4,12,79,766.00	49,00,15,429.03	1,81,13,299.12	2,44,24,739.24	2,85,49,464.87	6,63,80,821.23

AS PER OUR REPORT OF EVEN DATE
13/2, CHOWRINGHEE TERRACE
KOLKATA - 700020

FOR Y. K. TRIVEDI & COMPANY
CHARTERED ACCOUNTANTS
FIRM 321028E



For Susrut Eye Foundation & Research Centre

DATE: 26.09.2022

(Y. K. TRIVEDI)
PROPRIETOR
MEMBERSHIP NO. 4408
UDIN: B-2640608 ANXT 009273

Joint / Secretary / Treasurer / Member

Susrul Eye Foundation & Research Centre
BLOCK-HB, 36/A/1, SCETOR-III, SALT LAKE CITY, KOLKATA-91

SCHEDULE - 'A' SALT LAKE NEW BUILDING, FIXED ASSET AS ON 31.03.2022

PARTICULARS	RATE OF DEP. %	BALANCE AS ON 01.04.2021 Rs.	ADDITION DURING THE YEAR Rs.	Asset Sale DURING THE YEAR Rs.	TOTAL Rs.	DEPRECIATION During the period Rs.	W.D.V. ON 31.03.2022 Rs.	ADDITION BEFORE 30.09.2021 Rs.	ADDITION AFTER 30.09.2021 Rs.	DEPRECIATION NOT TAKEN Rs.	TOTAL ADDITION Rs.
SALT LAKE											
A.C MACHINE	15%	37,03,355.00	8,14,755.61		45,18,110.61	6,66,917.00	38,51,193.61	6,70,755.61	1,44,000.00		8,14,755.61
BUILDING (NEW)	5%	13,82,47,563.02	31,34,467.00		14,13,82,030.02	70,41,179.00	13,43,40,851.02	20,17,562.00	11,16,905.00		31,34,467.00
CCTV	15%	4,72,088.00	72,863.00		5,44,951.00	78,989.00	4,65,962.00	36,153.00	36,710.00		72,863.00
COMPUTER & ACCESSORIES	40%	3,61,458.00	4,34,830.00		7,96,288.00	3,18,515.00	4,77,773.00	4,34,830.00	-		4,34,830.00
ELECTRICAL INSTALLATION	10%	1,43,16,128.00	32,60,077.00		1,76,36,203.00	17,01,160.00	1,59,35,043.00	20,10,879.00	12,49,198.00		32,60,077.00
ELECTRICAL TRANSFORMER	15%	72,38,119.00	1,30,980.00		73,70,099.00	11,05,515.00	62,64,584.00	1,30,980.00	-		1,30,980.00
FURNITURE & FIXTURE	10%	7,22,459.00	6,84,401.00		14,06,860.00	1,21,262.00	12,85,598.00	2,95,923.00	3,88,478.00		6,84,401.00
GENERATOR	15%	13,98,854.00			13,98,854.00	2,09,828.00	11,89,026.00	-	-		-
HOSPITAL & FIRE EQUIPMENTS	15%	40,19,150.00	90,664.00		47,09,814.00	6,99,672.00	40,10,142.00	-	90,664.00		90,664.00
LIFT	15%	26,24,766.00			26,24,766.00	3,93,715.00	22,31,051.00	-	-		-
MEDICAL INSTRUMENTS	15%		3,61,080.00		3,61,080.00	54,162.00	3,06,918.00	3,61,080.00	16,057.00		3,61,080.00
PUMP & TANK	15%		16,057.00		16,057.00	1,204.00	14,853.00	-	-		16,057.00
REVERSE OSMOSIS(RO) PLANT	15%		4,66,100.00		4,66,100.00	69,915.00	3,96,185.00	4,66,100.00	-		4,66,100.00
UPS	15%		3,61,050.00		3,61,050.00	54,158.00	3,06,892.00	3,61,050.00	-		3,61,050.00
TOTAL		17,37,64,938.02	98,27,324.61	-	18,35,92,262.63	1,25,16,191.00	17,10,76,071.63	67,85,312.61	30,42,012.00	-	98,27,324.61

AS PER OUR REPORT OF EVEN DATE
13/2, CHOWRINGHEE TERRACE
KOLKATA - 700020

FOR Y. K. TRIVEDI & COMPANY
CHARTERED ACCOUNTANTS
FRN 321028E



For Susrul Eye Foundation & Research Centre

DATE : 26.09.2022

(Y. K. TRIVEDI)
PROPRIETOR
MEMBERSHIP NO. 40408
UDAI : 12040408A VKT Q&Q 9173

President / Secretary / Treasurer / Member

Susrut Eye Foundation & Research Centre
Block-HB, 36/A/1, SECTOR-III, SALT LAKE CITY, KOLKATA-106
SCHEDULE - BEHRAMPUR UNIT, FIXED ASSETS AS ON 31.03.2022

PARTICULARS	RATE OF DEP. %	BALANCE AS ON 01.04.2021 Rs.	ADDITION DURING THE YEAR Rs.	TRANSFER Rs.	TOTAL Rs.	DEPRECIATION Rs.	W.D.V. ON 31.03.2022 Rs.	ADDITION BEFORE 30.09.2021 Rs.	ADDITION AFTER 30.09.2021 Rs.	DEPRECIATION NOT TAKEN Rs.	TOTAL ADDITION Rs.
A.C.MACHINE	15%	9,94,115.55	20,200.00		10,14,315.55	1,50,632.00	8,63,683.55	-	20,200.00		20,200.00
ATTENDANCE MACHINE	15%	33,395.00			33,395.00	5,009.00	28,386.00	-	-		-
BUILDING	5%	5,98,13,421.67	2,03,964.00		6,00,17,385.67	29,95,770.00	5,70,21,615.67	-	2,03,964.00		2,03,964.00
BUS	15%	60,970.70			60,970.70	9,146.00	51,824.70	-	-		-
CCTV	15%	4,74,321.00			4,74,321.00	71,148.00	4,03,173.00	-	-		-
COMPUTER & ACCESSORIES	40%	3,83,822.28			4,28,795.28	1,71,518.00	2,57,277.28	-	-		-
ELECTRICAL INSTALLATION	10%	11,22,918.60			11,22,918.60	1,12,292.00	10,10,626.60	44,973.00	-		44,973.00
EPBX SYSTEM	10%	32,233.00			32,233.00	3,223.00	29,010.00	-	-		-
FURO CLEANER	10%	1,598.80			1,598.80	160.00	1,438.80	-	-		-
FAN & EMERGENCY LIGHTS	15%	7,092.95			7,092.95	1,064.00	6,028.95	-	-		-
HOSPITAL & FIRE EQUIPMENTS	15%	8,14,003.00			8,33,467.00	1,25,020.00	7,08,447.00	19,464.00	-		19,464.00
FRIDGE	10%	1,978.40			1,978.40	198.00	1,780.40	-	-		-
FURNITURE & FIXTURE	10%	25,23,028.30			25,23,028.30	2,52,303.00	22,70,725.30	-	-		-
GLASS GRINDING MACHINE	15%	3,688.35			3,688.35	553.00	3,135.35	-	-		-
GENERATOR	15%	1,25,798.00			1,25,798.00	18,870.00	1,06,928.00	-	-		-
LEASE LAND	0	1.00			1.00	-	1.00	-	-		-
LIFT	15%	7,16,568.00			7,16,568.00	1,07,485.00	6,09,083.00	-	-		-
MEDICAL EQUIPMENTS	15%	73,33,410.37			1,13,42,051.37	13,42,797.00	99,99,254.37	14,58,726.00	3,19,693.00	22,30,222.00	40,08,641.00
MEDICAL INSTRUMENT	15%	50,47,237.03			50,47,237.03	7,57,086.00	42,90,151.03	-	-		-
OFFICE EQUIPMENTS	10%	1,85,116.70			1,85,116.70	18,512.00	1,66,604.70	-	-		-
PROJECTOR & ACCESSORIES	15%	9,172.90			9,172.90	1,376.00	7,796.90	-	-		-
PUMPS & TANKS	15%	-			77,800.00	11,670.00	66,130.00	77,800.00	-		77,800.00
SOUND SYSTEM	15%	6,775.25			6,775.25	1,016.00	5,759.25	-	-		-
SURGICAL INSTRUMENT	15%	1,54,343.29			1,54,343.29	23,151.00	1,31,192.29	-	-		-
T.V. SET	15%	1,16,628.85			1,16,628.85	17,494.00	99,134.85	-	-		-
WATER PURIFIER	10%	2,40,449.20			2,40,449.20	24,045.00	2,16,404.20	-	-		-
GVC	10%	-			78,570.00	3,929.00	74,641.00	-	78,570.00		78,570.00
FURNITURE & FIXTURE - GVC	10%	-			2,53,070.00	18,980.00	2,34,090.00	-	2,53,070.00		2,53,070.00
GVC Renovation	15%	-			-	-	-	-	-		-
GRAND TOTAL		8,02,02,088.19	47,06,682.00	0.00	8,49,08,770.19	62,44,447.00	7,86,64,323.19	16,00,963.00	8,75,497.00	22,30,222.00	47,06,682.00

AS PER OUR REPORT OF EVEN DATE
 13/2, CHOWRINGHEE TERRACE
 KOLKATA - 700020

FOR Y. K. TRIVEDI & COMPANY
 CHARTERED ACCOUNTANTS
 FRN 321028E



(Y. K. TRIVEDI)
 PROPRIETOR
 MEMBERSHIP NO. 40408
 UDIN : 22040408 AVXTR009173

For Susrut Eye Foundation & Research Centre

President / Secretary / Treasurer / Member

DATE : 26.09.2022

Susrut Eye Foundation & Research Centre
BLOCK-HB, 36/A/1, SECTOR-III, SALT LAKE CITY, KOLKATA-106
SCHEDULE - KAMALGAZI FIXED ASSETS AS ON 31.03.2022

PARTICULARS	RATE OF DEP. %	BALANCE AS ON 01.04.2021 Rs.	ADDITION DURING THE YEAR Rs.	TRANSFER Rs.	TOTAL Rs.	DEPRECIATION Rs.	W.D.V. ON 31.03.2022 Rs.	ADDITION BEFORE 30.09.2021 Rs.	ADDITION AFTER 30.09.2021 Rs.	DEPRECIATION NOT TAKEN Rs.	TOTAL ADDITION Rs.
A/C MACHINE	15%	4,07,303.00			4,07,303.00	61,095.00	3,46,208.00		-		-
ATTENDANCE MACHINE	15%	13,406.00			13,406.00	2,011.00	11,395.00		-		-
CCTV	15%	1,11,489.00			1,11,489.00	16,723.00	94,766.00		-		-
COMPUTER & ACCESSORIES	40%	1,82,284.00			1,82,284.00	72,914.00	1,09,370.00		-		-
EPBX SYSTEMS	10%	1,50,869.00			1,50,869.00	15,087.00	1,35,782.00		-		-
FURNITURE & FIXTURE	10%	16,317.00			16,317.00	1,632.00	14,685.00		-		-
OFFICE RENOVATION	10%	16,27,874.84			16,27,874.84	1,62,787.00	14,65,087.84		-		-
OFFICE EQUIPMENTS	10%		6,608.00		6,608.00	661.00	5,947.00	6,608.00	-	87,000	6,608.00
MEDICAL INSTRUMENTS	15%	10,73,126.58			19,54,926.58	1,61,689.00	17,93,237.58	4,800.00	-		8,81,800.00
REVERSE OSMOSIS (RO) PLANT	15%	2,71,478.00			2,71,478.00	40,722.00	2,30,756.00		-		-
TV SET	15%	22,154.00			22,154.00	3,323.00	18,831.00		-		-
GRAND TOTAL		38,76,301.42	8,88,408.00	-	47,64,709.42	5,38,644.00	42,26,065.42	11,408.00	-	8,77,000.00	8,88,408.00

AS PER OUR REPORT OF EVEN DATE
13/2, CHOWRINGHEE TERRACE
KOLKATA - 700020

FOR Y. K. TRIVEDI & COMPANY
CHARTERED ACCOUNTANTS
FRN 321028E



DATE: 26.09.2022

For Susrut Eye Foundation & Research Centre

(Y. K. TRIVEDI)
PROPRIETOR
MEMBERSHIP NO. 40408
UDIN 22060408 AVXT 00 9273

President / Secretary / Treasurer / Member

Susrut Eye Foundation & Research Centre
 BLOCK-HB, 36/A/1, SECTOR-III, SALT LAKE CITY, KOLKATA-106
 SCHEDULE - HOWRAH UNIT FIXED ASSETS AS ON 31.03.2022

PARTICULARS	RATE OF DEP. %	BALANCE AS ON 01.04.2021 Rs.	ADDITION DURING THE YEAR Rs.	TRANSFER Rs.	TOTAL Rs.	DEPRECIATION Rs.	W.D.V. ON 31.03.2022 Rs.	ADDITION BEFORE ADDITION AFTER		TOTAL ADDITION Rs.
								30.09.2021 Rs.	30.09.2021 Rs.	
COMPUTER & ACCESSORIES	40%	15,458.00			15,458.00	6,183.00	9,275.00		-	-
MEDICAL INSTRUMENT	15%	52,962.00			52,962.00	7,944.00	45,018.00		-	-
OFFICE EQUIPMENTS	10%	15,484.00			15,484.00	1,548.00	13,936.00		-	-
GRAND TOTAL		83,904.00	0.00	-	83,904.00	15,675.00	68,229.00	0.00	0.00	0.00

AS PER OUR REPORT OF EVEN DATE
 13/2, CHOWRINGHEE TERRACE
 KOLKATA - 700020

FOR Y. K. TRIVEDI & COMPANY
 CHARTERED ACCOUNTANTS
 FRN 321028E



(Y. K. TRIVEDI)
 PROPRIETOR

MEMBERSHIP NO. 40408

UDIN : 220610408 AV XT Q Q 9273

DATE : 26.09.2022

For Susrut Eye Foundation & Research Centre

President / Secretary / Treasurer / Member

Susrut Eye Foundation & Research Centre
BLOCK-HB, 36/A/1, SECTOR-III, SALT LAKE CITY, KOLKATA-106

SCHEDULE - METIABURZ UNIT FIXED ASSETS AS ON 31.03.2022

PARTICULARS	RATE OF DEP. %	BALANCE AS ON 01.04.2021 Rs.	ADDITION DURING THE YEAR Rs.	TRANSFER Rs.	TOTAL Rs.	DEPRECIATION Rs.	W.D.V. ON 31.03.2022 Rs.	ADDITION BEFORE 30.09.2021 Rs.	DEPRECIATION NOT TAKEN Rs.	TOTAL ADDITION Rs.
A.C.MACHINE	15%	4,52,488.00			4,52,488.00	67,873.00	3,84,615.00			
CCTV	15%	38,518.00			38,518.00	5,778.00	32,740.00			
COMPUTER & ACCESSORIES	40%	2,16,827.00			2,16,827.00	86,731.00	1,30,096.00			
ELECTRICAL INSTALLATION	10%	5,86,175.00			5,86,175.00	58,618.00	5,27,557.00			
FURNITURE & FIXTURE	10%	4,33,760.00			4,33,760.00	43,376.00	3,90,384.00			
MEDICAL INSTRUMENTS	15%	3,73,138.00	8,77,000.00		12,50,138.00	55,971.00	11,94,167.00		8,77,000.00	8,77,000.00
OFFICE EQUIPMENTS	10%	1,17,456.00			1,17,456.00	11,746.00	1,05,710.00			
OFFICE RENOVATION	15%	13,23,510.17	1,19,050.00		14,42,560.17	2,16,384.00	12,26,176.17	1,19,050.00		1,19,050.00
WATER PURIFIER	15%	1,87,411.00			1,87,411.00	28,112.00	1,59,299.00			
GRAND TOTAL		37,29,283.17	9,96,050.00	-	47,25,333.17	5,74,589.00	41,50,744.17	1,19,050.00	8,77,000.00	9,96,050.00

AS PER OUR REPORT OF EVEN DATE
13/2, CHOWRINGHEE TERRACE
KOLKATA - 700020

FOR Y. K. TRIVEDI & COMPANY
CHARTERED ACCOUNTANTS
FRN 321028E



DATE : 16.09.2022

For Susrut Eye Foundation & Research Centre

President / Secretary / Treasurer / Member

(Y. K. TRIVEDI)
PROPRIETOR
MEMBERSHIP NO. 40408
UDIN : 22040408AVKT9173

Susrut Eye Foundation & Research Centre
BLOCK-HB, 36/A/1, SECTOR-III, SALT LAKE CITY, KOLKATA-106

SCHEDULE - SALKIA UNIT FIXED ASSETS AS ON 31.03.2022

PARTICULARS	RATE OF DEP. %	BALANCE AS ON 01.04.2021 Rs.	ADDITION DURING THE YEAR Rs.	TRANSFER Rs.	TOTAL Rs.	DEPRECIATION Rs.	W.D.V. ON 31.03.2022 Rs.	ADDITION BEFORE 30.09.2021 Rs.	ADDITION AFTER 30.09.2021 Rs.	DEPRECIATION NOT TAKEN Rs.	TOTAL ADDITION Rs.
A.C.MACHINE	15%	7,85,828.00			7,85,828.00	1,17,874.00	6,67,954.00				-
COMPUTER & ACCESSORIES	40%	2,69,405.00			2,69,405.00	1,07,762.00	1,61,643.00				-
CCTV	15%	927.00			927.00	139.00	788.00				-
ELECTRICAL INSTALLATION	10%	2,86,191.00			2,86,191.00	28,619.00	2,57,572.00				-
FURNITURE	10%	2,41,134.00			2,41,134.00	24,113.00	2,17,021.00				-
HOSPITAL & FIRE EQUIPMENTS	15%	17,563.00			17,563.00	2,634.00	14,929.00				-
MEDICAL INSTRUMENT	15%	15,41,347.00			15,41,347.00	2,31,202.00	21,87,145.00				-
OFFICE EQUIPMENTS	10%	1,96,096.00	8,77,000.00		24,18,347.00	19,610.00	1,76,486.00			8,77,000.00	8,77,000.00
OFFICE RENOVATION	15%	19,16,025.00			19,16,025.00	2,87,404.00	16,28,621.00				-
WATER PURIFIER	15%	1,87,411.00			1,87,411.00	28,112.00	1,59,299.00				-
GRAND TOTAL		54,41,927.00	8,77,000.00	-	63,18,927.00	8,47,469.00	54,71,458.00	-	-	8,77,000.00	8,77,000.00

AS PER OUR REPORT OF EVEN DATE
13/2, CHOWRINGHEE TERRACE
KOLKATA - 700020

FOR Y. K. TRIVEDI & COMPANY
CHARTERED ACCOUNTANTS
FRN 321028E



DATE : 26.09.2022

For Susrut Eye Foundation & Research Centre

President / Secretary / Treasurer / Member

Y. K. TRIVEDI
PROPRIETOR
MEMBERSHIP NO. 40408
UIN : 85640408 AVXTQQ91273

Susrut Eye Foundation & Research Centre

BLOCK-HB, 36/A/1, SECTOR-III, SALT LAKE CITY, KOLKATA-106

SCHEDULE - BURDWAN UNIT FIXED ASSETS AS ON 31.03.2022

PARTICULARS	RATE OF DEP. %	BALANCE AS ON 01.04.2021 Rs.	ADDITION DURING THE YEAR Rs.	TRANSFER Rs.	TOTAL Rs.	DEPRECIATION Rs.	W.D.V. ON 31.03.2022 Rs.	BEFORE 30.09.2021 Rs.	AFTER 30.09.2021 Rs.
A.C.MACHINE	15%	4,73,985.00			4,73,985.00	71,098.00	4,02,887.00		-
ATTENDANCE MACHINE	15%	16,152.00			16,152.00	2,423.00	13,729.00		-
CCTV	15%	42,599.20			42,599.20	6,390.00	36,209.20		-
COMPUTER & ACCESSORIES	40%	1,92,983.12			1,92,983.12	77,193.00	1,15,790.12		-
FURNITURE & FIXTURE	10%	2,07,655.10			2,07,655.10	20,766.00	1,86,889.10		-
GENERATOR	15%	2,25,077.00			2,25,077.00	33,762.00	1,91,315.00		-
HOSPITAL FIRE EQUIPMENTS	15%	2,93,094.00			2,93,094.00	43,964.00	2,49,130.00		-
MEDICAL EQUIPMENTS	15%	15,30,826.99			15,30,826.99	2,29,624.00	13,01,202.99		-
OFFICE EQUIPMENTS	10%	33,554.00			33,554.00	3,355.00	30,199.00		-
OFFICE RENOVATION	15%	23,07,874.00			23,07,874.00	3,46,181.00	19,61,693.00		-
PUMP & TANK	15%	27,076.00			27,076.00	4,061.00	23,015.00		-
WATER PURIFIER & RO PLANT	10%	1,52,259.00			1,52,259.00	15,226.00	1,37,033.00		-
GRAND TOTAL		55,03,135.41	-	-	55,03,135.41	8,54,043.00	46,49,092.41	-	-

AS PER OUR REPORT OF EVEN DATE
13/2, CHOWRINGHEE TERRACE
KOLKATA - 700020



FOR Y. K. TRIVEDI & COMPANY
CHARTERED ACCOUNTANTS
FRN 321028E

(Y. K. TRIVEDI)
PROPRIETOR

MEMBERSHIP NO. 40408

UDIN : 22040408ANNTQ09173

For Susrut Eye Foundation & Research Centre

President / Secretary / Treasurer / Member

DATE : 26.09.2022

Susrut Eye Foundation & Research Centre

BLOCK-HB, 36/A/1, SECTOR-III, SALT LAKE CITY, KOLKATA-106

SCHEDULE -HATIBAGAN UNIT FIXED ASSETS AS ON 31.03.2022

PARTICULARS	RATE OF DEP. %	BALANCE AS ON 01.04.2021 Rs.	ADDITION DURING THE YEAR Rs.	TRANSFER Rs.	TOTAL Rs.	DEPRECIATION Rs.	W.D.V. ON 31.03.2022 Rs.	ADDITION BEFORE 30.09.2021 Rs.	ADDITION AFTER 30.09.2021 Rs.	DEPRECIATION NOT TAKEN Rs.	TOTAL ADDITION Rs.
A.C.MACHINE	15%	-	7,96,977.00	-	7,96,977.00	59,773.00	7,37,204.00	-	7,96,977.00	-	7,96,977.00
CCTV	15%	-	42,123.00	-	42,123.00	5,240.00	36,883.00	27,741.00	14,382.00	-	42,123.00
COMPUTER & ACCESSORIES	40%	-	1,40,125.00	-	1,40,125.00	56,050.00	84,075.00	1,40,125.00	-	-	1,40,125.00
FURNITURE & FIXTURE	10%	-	1,92,576.00	-	1,92,576.00	19,258.00	1,73,318.00	1,92,576.00	-	-	1,92,576.00
MEDICAL INSTRUMENTS	15%	-	11,64,760.00	-	11,64,760.00	28,494.00	11,36,266.00	1,76,960.00	26,000.00	9,61,800.00	11,64,760.00
OFFICE EQUIPMENTS	10%	-	1,80,048.00	-	1,80,048.00	18,005.00	1,62,043.00	1,80,048.00	-	-	1,80,048.00
OFFICE RENOVATION	15%	-	22,76,812.00	-	22,76,812.00	1,75,704.00	21,01,108.00	65,903.00	22,10,909.00	-	22,76,812.00
WATER PURIFIER & RO PLANT	10%	-	48,350.00	-	48,350.00	2,418.00	45,932.00	-	48,350.00	-	48,350.00
GRAND TOTAL		-	48,41,771.00	-	48,41,771.00	3,64,942.00	44,76,829.00	7,83,353.00	30,96,618.00	9,61,800.00	48,41,771.00

AS PER OUR REPORT OF EVEN DATE
13/2, CHOWRINGHEE TERRACE
KOLKATA - 700020

DATE: 16.09.2022

for Susrut Eye Foundation & Research Centre

President / Secretary / Treasurer / Member

FOR Y. K. TRIVEDI & COMPANY
CHARTERED ACCOUNTANTS
FRN 321028E

(Y. K. TRIVEDI)
PROPRIETOR
MEMBERSHIP NO. 40408
UDIN : 82040408ANXTQR 9273



THANK
YOU

